



Fall Protection

Fall Protection & Confined Space Guide for the Steel Industry.

At 3M Fall Protection our mission is to bring every worker at height home safely.

Every day on your job, you climb to new heights with two things in mind: getting your work done well and returning home safely to those you love. Our job? Helping you get there. With our two brands, DBI-SALA® and Protecta®, we offer solutions for all your work at height needs.

For many years, 3M Fall Protection has worked with end customers in the steel manufacturing industry and we understand the complexity of working at height and in confined spaces. Decades of fall protection experience as well as insights provided by the worldsteel Association have gone into creating this guide which is designed to help you select the most appropriate equipment for your needs. If there are products you need which don't appear in this guide, please consult your local 3M Fall Protection specialist as there are many other 3M solutions available for the unique and specific challenges of working at height in your industry.



The ultimate in fall protection.

Premium 3M™ DBI-SALA® fall protection solutions enable workers to do their best work safely and comfortably.



Trusted fall protection.

3M™ Protecta® fall protection solutions are the industry's choice for fall protection that's both practical and reliable.



3M™ Fall protection experts have worked with worldsteel association to include in this guide, the most common causes of accidents in the steel industry.

worldsteel and its members do not endorse the purchase or acquisition of any specific equipment or commercial brand.

Contents.



Typical workplace scenarios in the steel industry 4

- MEWP / Cherry Picker 5
- Industrial Facilities Repair & Upgrade 6
- Cranes & Gantries 7
- Plant & Equipment (incl. specialist equipment) 8
- Fixed Access Ladders & Scaffolding 9
- Transportation & Logistics 10
- Buildings, Facilities & Roofs 11
- Rescue & Recovery from Height 12
- Confined Space 13



Harnesses 16



Lanyards 22



Self-Retracting Lifelines 28



Anchorage 40



Fall Protection for Tools 54



Accessories 58



Training 60

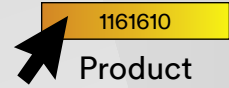


Suggested other PPE 69

Click to choose:



Scenario



Product

Typical steel industry scenarios.



MEWP / Cherry Picker.



Industrial Facilities
Repair & Upgrade.



Cranes
& Gantries.



Plant & Equipment
(incl. specialist equipment).



Fixed Access Ladders
& Scaffolding.



Transportation
& Logistics.



Buildings, Facilities
& Roofs.



Rescue & Recovery
from Height.



Confined Space.

MEWP / Cherry Picker.



Work at Height Hazards

- Overreaching/leaning over/standing on guardrail
- Missing/incomplete/damaged guardrail
- Violent basket movement during operation
- Dropped objects
- Post fall suspension in harness
- Incorrect PPE selection





Consequences

- Falling over guardrails
- Falling through guardrail
- Thrown from basket
- Struck by falling objects
- Suspension intolerance post arrest
- Fall arrest scenario versus restraint

Other Considerations

- Anchor point location (high versus low)
- Anchor point strength (restraint/arrest?)
- Local regulations – arrest versus restraint?
- Operation terrain – smooth or uneven ground?
- Rescue planning
- Rescue height
- Machine maintenance
- Training on machine operation
- Training on PPE selected
- PPE Inspection
- RAMS (risk assessment method statement)

3M Solutions (click to view)

| | Harness | Lanyard | Fall Protection for Tools | Rescue Equipment |
|------|---|---|---|---|
| OPT1 |  1161610 |  1200314 |  See Full Range |  3329030 |
| OPT2 | 1113901 | 1200314 | | 3329030 |

Industrial Facilities Repair & Upgrade.



Work at Height Hazards

- Unguarded edges
- Missing/incomplete/damaged guardrail
- Temporary Openings
- Gaps/holes in walkways
- Dropped objects
- Post fall suspension in harness
- Incorrect PPE selection

Consequences

- Falling off/over edges
- Falling through guardrail
- Falling through openings
- Falling through gaps
- Struck by falling objects
- Suspension intolerance post arrest
- Fall arrest scenario versus restraint

Other Considerations

- Suitable anchor location (FF 0, 1 & 2)
- Anchor point strength (restraint/arrest?)
- Rescue planning
- Rescue height
- Training on PPE selected
- PPE Inspection
- RAMS (risk assessment method statement)

3M Solutions (click to view)

Harness



OPT1 1161610

OPT2 1113901

Anchor



AM450/80

2108413

Lanyard / pSRL



1260334

3101208

Fall Protection for Tools



See Full Range

Rescue Equipment



3329030

3329030

Cranes & Gantries.



Work at Height Hazards

- Unguarded crane rail access
- Unguarded crane gantry access
- Unguarded jib/boom access
- Cab evacuation/rescue
- Dropped objects
- Post fall suspension in harness
- Incorrect PPE selection






Consequences

- Falling from crane rails
- Falling from gantries
- Falling from jib/boom
- Trapped in cab (secondary hazard e.g. fire)
- Struck by falling objects
- Suspension intolerance post arrest
- Fall arrest scenario versus restraint

Other Considerations

- Hierarchy of Control (collective versus personal)
- Crane rail electrification (buss bars)
- Sharp Edges
- Crane movement/operation (impact/crushing)
- Training on PPE selected
- Hazards below cranes (chemical tanks/machinery)
- Suitable anchor structure
- Suitable anchor location (FF 0, 1 & 2)
- PPE/Anchor inspection
- RAMS (risk assessment method statement)

3M Solutions (click to view)

| | Harness | System | Lanyard / pSRL | Fall Protection for Tools | Rescue Equipment |
|------|---|---|---|--|---|
| |  |  |  |  |  |
| OPT1 | 1161610 | See Full Range | 1260334 | See Full Range | 3329030 |
| OPT2 | 1113901 | | 3101208 | | 3329030 |

Plant & Equipment (incl. specialist equipment).



Work at Height Hazards

- Access/working on equipment no guardrail
- Restricted space/access
- Low fall clearance
- Potential additional hazards (hot work)
- Moving/operating equipment
- Dropped objects
- Incorrect PPE selection






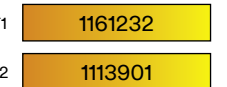
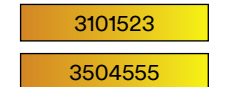


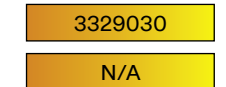
Consequences

- Falling from unguarded edge
- Trip hazards/restrictions causing falls
- Need to arrest fall quickly
- Equipment failure due to hazard
- Fall into equipment/entanglement
- Struck by falling objects
- Fall arrest scenario versus restraint

Other Considerations

- Suitable anchor location (FF 0, 1 & 2)
- Anchor point strength (restraint/arrest?)
- Where to locate anchor (No structure - external location)
- Equipment lockout/tagging
- Rescue planning
- Training on PPE selected
- PPE Inspection
- RAMS (risk assessment method statement)

3M Solutions (click to view)

| | Harness | pSRL/SRL | Anchor | Fall Protection for Tools | Rescue Equipment |
|------|---|---|--|---|---|
| OPT1 |  1161232 |  3101523 |  See Full Range |  See Full Range |  3329030 |
| OPT2 |  1113901 |  3504555 |  See Full Range |  See Full Range |  N/A |

Fixed Access Ladders & Scaffolding.



Work at Height Hazards

Ladder

- Slips during climbing
- Lack of fall arrest system (hoops only)
- Dropped objects

Scaffold

- Missing/incomplete/damaged guardrail
- Incomplete scaffold during erection
- Incorrect PPE connection
- Dropped objects
- Post fall suspension in Harness
- Incorrect PPE selection

Consequences

Ladder

- Fall from ladder
- Fall from ladder (entanglement/interaction with hoops)
- Struck by falling objects






Scaffold

- Falling over/through guardrail
- Falling from platform/structure
- PPE failing in fall event
- Struck by falling objects
- Suspension intolerance post arrest
- Fall arrest scenario versus restraint

Other Considerations

- Hoop removal
- Ladder strength (anchor fixing)
- Ladder height (rest/landing platforms)
- Work positioning
- Rescue planning
- Rescue height
- Training on PPE selected
- PPE Inspection
- RAMS (risk assessment method statement)

3M Solutions [\(click to view\)](#)

| | Harness | Lanyard | pSRL | Fall Protection for Tools | Rescue Equipment |
|----------|---|---|---|---|---|
| LADDER |  1161628 |  6160054 |  N/A |  See Full Range |  3329030 |
| SCAFFOLD | 1161628 | 1260333 | 3101298 | | 3329030 |

Transportation & Logistics.



Work at Height Hazards

- Edge of vehicle
- Restricted space/access
- Low fall clearance
- Dropped objects
- Incorrect PPE selection






Consequences

- Falling from edge
- Trip hazards causing falls
- Need to arrest fall quickly
- Struck by falling objects
- Fall arrest scenario versus restraint

Other Considerations

- Suitable anchor location (FF 0, 1 & 2)
- Anchor point strength (restraint/arrest?)
- Where to locate anchor (no structure - external location)
- Rescue planning
- Training on PPE selected
- PPE Inspection
- RAMS (risk assessment method statement)

3M Solutions (click to view)

| | Harness | Anchor | SRL | Fall Protection for Tools | Rescue Equipment |
|------|---|---|---|--|---|
| |  |  |  |  |  |
| OPT1 | 1161610 | See Full Range | 3590522 | See Full Range | 3329030 |
| OPT2 | 1113901 | | 3504555 | | N/A |

Buildings, Facilities & Roofs.



Work at Height Hazards

- Roof edges
- Fragile surfaces (structure & rooflights)
- Leading edges (roof repair work)
- Weather conditions
- Dropped objects
- Post fall suspension in harness
- Incorrect PPE selection

Consequences

- Falling off/over edges
- Falling through surfaces
- Falling from leading edge
- Slip/loss of balance
- Struck by falling objects
- Suspension intolerance post arrest
- Fall arrest scenario versus restraint + swing falls

Other Considerations

- Anchor point location (roof work likely always FF2)
- Anchor point strength (roof structure strength)
- Systems design (restraint versus arrest)
- Other roof uses (solar, wind, cooling)
- Hazards below roof
- Rescue planning
- Rescue height
- Training on PPE selected
- PPE Inspection
- RAMS (risk assessment method statement)

3M Solutions [\(click to view\)](#)

| | Harness | Anchor | Lanyard / pSRL | Fall Protection for Tools | Rescue Equipment |
|------|---|---|---|--|---|
| |  |  |  |  |  |
| OPT1 | 1161610 | See Full Range | AC4002 + AC4010 | See Full Range | 3329030 |
| OPT2 | 1113901 | | 3101208 | | 3329030 |

Rescue & Recovery from Height.



Work at Height Hazards

- Suspension intolerance
- Casualty access
- Secondary casualties
- Obstructions/hazards below
- Rescue equipment access
- Rescue equipment training
- Safe access for rescuer
- Height of rescue

Consequences

- Injury or illness due to prolonged suspension
- Inability to rescue due to casualty location
- Multiple rescue required
- Need to move/deviate rescue/raise
- Lack of quick rescue/evacuation
- Rescue response inadequate (working under pressure)
- Potential fall while rescuing
- Unable to recover casualty to ground

Other Considerations

- Rescue planning
- Training on PPE selected
- PPE Inspection
- RAMS (risk assessment method statement)

3M Solutions [\(click to view\)](#)

| | Harness | Anchor | Fall Protection for Tools | Rescue Equipment |
|------|---|---|--|---|
| |  |  |  |  |
| OPT1 | 1112949 | AM450/80 | See Full Range | 3329030 |
| OPT2 | 1113976 | 2108413 | | 3329030 |

Confined Space.



Hazards

- **Configuration – design, location, shape and size of the confined space:** limited means of access and egress, falls from height within and outside of the confined space, slippery surfaces, traverses, compartments, slopes, passageways, vertical drops/raises, tight spaces, bulkheads, etc.
- **Physical:** electrical, mechanical, radiation, stored energy, temperature extremes, noise, limited visibility, drowning, entrapment, engulfment, vibration, fluid or air pressure, etc.
- **Atmospheric/chemical:** oxygen deficiency, asphyxiant atmospheres, toxic/harmful atmospheres or chemicals, flammable/explosive atmospheres, etc.
- **Biological:** micro-organisms, fauna, flora, sewage, etc.


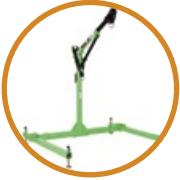



Consequences

- Falling into confined space
- Falling from access point
- Entrapment and engulfment
- Struck by falling objects
- Other hazards within the confined space – injury, unconsciousness, fire/explosion, death

Other Considerations

- Entry controls, permits, lock-outs, isolation, ventilation, purging, atmospheric testing
- Type of entry: vertical, horizontal, both; ladder or suspended access?
- Anchor / access solution type and location
- Anchor / access solution (Restraint / Arrest / number of persons)
- Number of entrants
- Rescue line: entrant remain attached / disconnected
- Anchor solution rated for machine lifting
- Rescue planning: self-rescue / non-entry rescue / entry rescue
- Casualty evacuation
- Training on PPE selected
- PPE Inspection
- RAMS or Safe System of Work

3M Solutions (click to view)

| | Harness | Anchor / Access Solution | Access Winch | SRL/Winch | Fall Protection for Tools |
|------------------|--|--|--|---|---|
| VERTICAL ENTRY |  1112949 |  8000119 |  8518558 + 8518559 |  3400956 + 3401025 |  See Full Range |
| VERTICAL ENTRY | 1113976 | 8563159 | 8518558 + 8518559 | 3400956 + 3401025 | |
| HORIZONTAL ENTRY | 1113976 | See Full Range | NA | NA | |

ABCs of Fall Protection.

A typical Personal Fall Protection System (PFPS) incorporates key components often described as the ABCs of Fall Protection.

The (A) anchorage/anchorage connector, (B) body support and (C) connecting device – when used together – form a complete system for maximum worker protection. But don't forget the other important components of a comprehensive fall protection programme: (D) descent and rescue, (E) education and (F) fall protection for tools.

A **Anchorage**

Anchorage is a secure point of attachment. Anchorage connectors vary by industry, job, type of installation and structure. They must be able to hold fast under the load of a fall, working in suspension or a rescue.

B **Body support**

Harnesses distribute fall forces over the upper thighs, pelvis, chest and shoulders. They provide a connection point on the worker for the personal fall protection system.

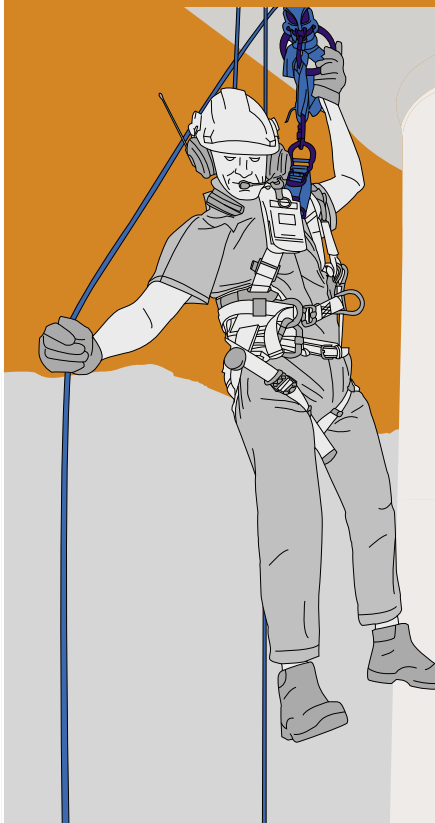
C **Connecting devices**

Products such as shock absorbing lanyards or self-retracting lifelines connect a worker's harness to the anchorage.

**D**

Descent and rescue

Descent and rescue devices are used to raise or lower a fallen or injured worker to safety or retrieve them from a confined space.

**E**

Education

We offer a variety of best-in-class certified training courses for work at height and confined spaces at our state-of-the-art training centres located around the world.

**F**

Fall protection for tools

Fall protection for tools helps make work environments safer and more productive by reducing dropped object incidents.



*Source: HSE.gov.uk Accident Statistics 2018

Just how important is choosing the right harness?

When you're working at height, your harness is more than just your safety connection - it's everything. Your comfort, confidence, productivity and versatility on the job are all directly connected to the quality of its design and craftsmanship.



Harness icons.



Chest



Leg



Shoulders



Waist



180° Positioning Belt



For Hot Works Use



Adjustable Chest



Adjustable Leg



Adjustable Shoulder



Adjustable Waist



Adjustable Waist with Back Pad



Dorsal D-Ring



Sternal D-Ring



Work Positioning



Pectoral D-Ring



Rescue Attachment Point



Suspension Attachment Point



Fall Indicator



Carrying Pocket



Rigid Hip Padding Loops



Rigid Shoulder Caps



Front Loops



3M™ DBI-SALA® Duo-Lok™ Quick Connect Buckle



Pass Through Buckle



Quick Connect Buckle



3M™ DBI-SALA® Tri-Lock Quick-Connect Buckles



Tongue & Grommet Buckle



3M™ DBI-SALA® Tri-Lock Revolver™ Connectors



Comfort Padding



3M™ DBI-SALA® TechLite™

Types of harnesses.

3M™ Fall Protection harnesses are available in different types, with various features, depending on their intended use.



Multi-purpose harness

This type typically includes multiple attachment points for fall arrest, (front and back) which allow work in a variety of situations.



Work positioning harness

Includes work positioning D-rings on the hips and integral waist pads for additional back lumbar support. For use with pole straps or work positioning lanyards allowing hands-free operation.



Confined entry/ retrieval harness

Either attachment point located on each shoulder can be used with a specific lanyard or lifting strap for upright retrieval from confined spaces.



Suspension harness

Typically have low frontal attachment points for use with descent control devices and rope access equipment.

[For harness sizing please see page 51.](#)

Fall Arrest Harnesses

3M™ DBI-SALA® ExoFit NEX™ Harness



Best Seller

| | ↔ | DL | DL |
|---------|---|----|----|
| 1113901 | M | DL | DL |
| 1113902 | L | DL | DL |

3M™ DBI-SALA® ExoFit NEX™ Harness with Belt



| | ↔ | DL | DL | DL |
|---------|---|----|----|----|
| 1113911 | M | DL | DL | DL |
| 1113912 | L | DL | DL | DL |

3M™ DBI-SALA® ExoFit NEX™ Rescue Harness with Belt



| | ↔ | DL | DL | DL |
|---------|---|----|----|----|
| 1113976 | M | DL | DL | DL |
| 1113977 | L | DL | DL | DL |

3M™ DBI-SALA® Delta™ Comfort Rescue Harness



| | ↔ | PT | PT |
|---------|---|----|----|
| 1112949 | U | PT | PT |

3M™ DBI-SALA® Delta Comfort Harness with Quick Connect Buckles

3M™ DBI-SALA® Tri-Lock Revolver™ Connectors adjuster for quick & proper fit



| | ↔ | QC | QC |
|---------|----|----|----|
| 1112953 | S | QC | QC |
| 1112952 | U | QC | QC |
| 1112954 | XL | QC | QC |

3M™ DBI-SALA® Delta™ Harness with Quick Connect Buckles

Quick connect model for faster donning



| | ↔ | QC | QC |
|---------|----|----|----|
| 1112912 | U | QC | QC |
| 1112914 | XL | QC | QC |

3M™ DBI-SALA® Delta™ Harness with Belt & Quick Connect Buckles

Ideal for work positioning



| | ↔ | QC | QC | QC |
|---------|----|----|----|----|
| 1112909 | U | QC | QC | QC |
| 1112911 | XL | QC | QC | QC |

3M™ DBI-SALA® Delta™ Harness

3M™ DBI-SALA® Tri-Lock Revolver™ Connectors adjuster for quick & proper fit



| | ↔ | PT | PT |
|---------|----|----|----|
| 1112915 | U | PT | PT |
| 1112917 | XL | PT | PT |

Fall Arrest Harnesses

3M™ DBI-SALA® Suspension Trauma Safety Straps

Part of your rescue plan!



| | |
|----------|---|
| |  |
| 9501403 | |
| 9505712* |  |








Suspension trauma safety straps, one pair, attaches to most harnesses.

* Fire resistant

3M™ DBI-SALA® Confined Space Work Positioning Spreader Bar Lanyard

Use with rescue harness



| | | | | |
|------------|---|---|---|---|
| | |  | | |
| |  |  |  |  |
| KF71201466 | 45 mm |  | 19 mm |  |

CE EN358

Confined space lanyard for use with rescue harness incorporating shoulder D-rings. Use for vertical lifts in confined space or rescue situations. Built in spreader bar keeps shoulder straps from being pulled in during use.

3M™ Protecta® Vest Style Harness

See page 46 for accessories



| | ↔ | 🔗 | 🌀 |
|---------|-----|----|----|
| 1161610 | M/L | PT | PT |
| 1161611 | XL | PT | PT |

3M™ Protecta® Comfort Belt Style Harness



| | ↔ | 🔗 | 🌀 | 🌀 |
|---------|-----|----|----|----|
| 1161628 | M/L | PT | PT | PT |
| 1161629 | XL | PT | PT | PT |

3M™ Protecta® Welders Vest Style Fall Arrest Harness

Fire resistant, high temperature harness - ideal for welding



| | ↔ | 🔗 | 🌀 |
|---------|-----|----|----|
| 1161231 | S | QC | QC |
| 1161232 | M/L | QC | QC |
| 1161233 | XL | QC | QC |

45mm Modacrylic Kevlar® webbing – 370°C Char temperature.

Kevlar® is a trademark or registered trademarks of E.I. du Pont de Nemours and Company.

www.3M.com/FallProtection

3M™ DBI-SALA® Fire Resistant Suspension Safety Trauma Straps



| | 📏 |
|----------|---------|
| 9505712* | 0.14 kg |





Lanyard icons.

| | | | | | | | |
|------------------|------------------------|---------------------|---------------------|--------------------------------------|-----------------|-----------------------|----------------------|
| General: | | | Type: | | | | |
| | | | | | | | |
| Dimension | Kilogrammes | Certification | Material Type | Material: Aluminium | Material: Steel | | |
| Lanyards: | | | | | | | |
| | | | | | | | |
| Lanyard | Twin Leg | Tie-Back | Loops with Thimbles | Carabiner | Screw Carabiner | Gate Strength (Value) | Size of gate opening |
| | | | | | | | |
| Twist Lock | Connector: Lanyard End | Connector: User End | Rope Type | 3M™ DBI-SALA® EZ-Stop™ WrapBax™ Hook | Scaffold Hook | Snap Hook | Leading Edge |

Choosing the right lanyard.

Lanyards are split into 3 distinct types, each with a specific purpose: shock absorbing lanyards (with absorber), restraint lanyards (no absorber), and work positioning lanyards.

Shock Absorbing Lanyards

These lanyards are for use in situations where a user is exposed to a potential risk of fall. Whether they are made of rope or of webbing, whether they are adjustable or not, shock absorbing lanyards incorporate a shock absorbing system to ensure forces are limited in a fall to under 6 kN.



Restraint Lanyards

A connecting lanyard must only be used for restraining purposes. In no case should the user be able to manoeuvre in an area where there is a risk of falling. The restraint system is precisely defined for each place where it will be used.



Work Positioning Lanyards

A work positioning lanyard when used in conjunction with a belt/harness with a belt allows the user to work in comfort, whilst keeping both hands free. Normally a work position system would be used in conjunction with a fall arrest system.



Lanyards

3M™ DBI-SALA® EZ-Stop™ Edge Tested Lanyard



1245555



Ideal for workers exposed to edges

1245552

CE EN355

- The fall arrest solution for all users working at height exposed to falls around or over edges
- 12 mm diameter rope offers extreme durability whilst maintaining flexible handling for ease of use. Orange accenting indicates suitability for edge applications.

| | |
|--------------------------|--|
| Leg Material | 12 mm diameter kernmantle rope |
| Body Connector | AJ512/0, Aluminium Triple Lock, 22 mm opening size, 25 kN breaking strength or AJ567/0, Aluminium, 21 mm opening size, 22 kN breaking strength |
| Anchor Connectors | AJ527/0, Aluminium, 60 mm opening, 22 kN breaking strength or AJ512/0, Aluminium Triple Lock, 22 mm opening size, 25 kN breaking strength |

| | ←→ | 🔗 | 🔗 | 🔗 | 🔗 | 🔗 | 🔗 |
|---------|-------|---|---|---|-------|---|-------|
| 1245555 | 1.5 m | ■ | 2 | 🔗 | 21 mm | 🔗 | 60 mm |
| 1245552 | 2 m | | 1 | 🔗 | 21 mm | 🔗 | 60 mm |

3M™ DBI-SALA® EZ-Stop™ Expander Lanyard



- Elasticated webbing reduces length by up to 50 cm when not under tension
- Reduced trip or snarling hazard
- Leg material - 35 mm polyester webbing.

Best Seller

CE EN355

| | ←→ | 🔗 | 🔗 | 🔗 | 🔗 | 🔗 | 🔗 |
|---------|-----|---|---|---|-------|---|-------|
| 1245541 | 2 m | | 1 | 🔗 | 20 mm | 🔗 | 60 mm |
| 1245534 | 2 m | ■ | 2 | 🔗 | 20 mm | 🔗 | 60 mm |

3M™ Protecta® Shock Absorbing Lanyards, Rope, 140 kg capacity

Adjustable length



1260334



1260333

CE EN355

- 140 kg max. rated weight capacity
- Increased weight capacity allows for greater range of users
- Small, compact shock absorber pack
- Less bulk for you to carry.
- Lightweight
- Helps reduce the carry weight of your equipment.

| | | | D | | | S | | |
|---------|---------------|---|---|-------|---|---|-------|---|
| | ↔ | 🔗 | 🔗 | 🔗 | 🔗 | 🔗 | 🔗 | 🔗 |
| 1260334 | Adj. 1.3-2.0m | | 🔗 | 17 mm | Ⓢ | 🔗 | 17 mm | Ⓢ |
| 1260333 | 1.8m | ■ | 🔗 | 19 mm | Ⓢ | 🔗 | 50 mm | Ⓢ |

3M™ Protecta® Sanchoc™ Kernmantle Rope Edge - Tested Lanyard

Ideal for workers exposed to edges



- Tested over a 0.50 mm Radius edge
- Enhanced protection for workers exposed to working over edges
- 12.50 mm Kernmantle rope offers exceptional durability and product life
- Differentiated from standard Sanchoc kernmantle rope lanyards by Orange colour yarn.

CE EN355

| | | | | D | | | S | | |
|--------------|-------|---|---|---|-------|---|---|-------|---|
| | ↔ | 🔗 | 🔗 | 🔗 | 🔗 | 🔗 | 🔗 | 🔗 | |
| AE5315REK/SE | 1.5 m | ■ | 2 | 🔗 | 19 mm | Ⓢ | 🔗 | 60 mm | Ⓐ |

Lanyards

3M™ Protecta® Shock Absorbing Lanyards, Elastic webbing, 140 kg capacity

Twin leg
for 100%
connection



- Elasticated webbing reduces lanyard length when not under tension
 - Helps reduce the risk of trip and snagging hazards.
- 140 kg max. rated weight capacity
 - Increased weight capacity allows for greater range of users.
- Small, compact shock absorber pack
 - Less bulk for you to carry.
- Steel scaffold hook with self-locking gate
 - 50 mm opening allows you to climb structures with the security of a self-locking gate.

CE
EN355

| | | | Single Hook | | | Twin Hook | | |
|---------|-------|---|-------------|-------|---|-----------|-------|---|
| | ↔ | 🔗 | 🔗 | 🔗 | 🔗 | 🔗 | 🔗 | 🔗 |
| 1260330 | 1.5 m | 🔗 | 🔗 | 18 mm | Ⓢ | 🔗 | 50 mm | Ⓢ |
| 1260329 | 1.5 m | ■ | 🔗 | 18 mm | Ⓢ | 🔗 | 50 mm | Ⓢ |

3M™ Protecta® Pro-Stretch™ Lanyard - Edge Tested

🚧
Ideal for
workers
exposed
to edges



- Tested over a 0.50 mm Radius edge
- Enhanced protection for workers exposed to working over edges
- Two layers of tube webbing offer exceptional product life & durability
- Differentiated from standard Pro-Stretch Lanyard - Edge Tested by orange edging to label pouch and black striped tube webbing.

CE
EN355

| | | | Single Hook | | | Twin Hook | | |
|--------------|-----|---|-------------|-------|---|-----------|-------|---|
| | ↔ | 🔗 | 🔗 | 🔗 | 🔗 | 🔗 | 🔗 | 🔗 |
| AE5220SBB/SE | 2 m | 🔗 | 🔗 | 17 mm | Ⓢ | 🔗 | 18 mm | Ⓢ |

3M™ Protecta® Rope Restraint Lanyard



CE
EN354

| | ↔ | ⊗ | ⊙ | ⊙ | ⊙ | ⊙ | ⊙ | ⊙ |
|---------|-----|---|---|-------|---|---|-------|---|
| AL420C2 | 2 m | 1 | ⊗ | 17 mm | ⊙ | ⊙ | 50 mm | ⊙ |

Protecta rope connecting lanyards are an ideal solution for the connecting element in a restraint system. Made from polyamide braided rope with safety stitching. Rope diameter 10.5 mm.

3M™ Protecta® Work Positioning Lanyard - Trigger



CE
EN358

| | ↔ | ⊗ | ⊙ | ⊙ | ⊙ | ⊙ | ⊙ | ⊙ |
|---------|------------|---------|---|-------|---|---|-------|---|
| 1200314 | Adj to 2 m | 10.5 mm | ⊗ | 21 mm | ⊙ | ⊙ | 24 mm | ⊙ |

Braided rope, diameter 10.5 mm.



Choosing the right Self-Retracting Lifeline (SRL).

DBI-SALA® and Protecta® are fall protection brands leading the development of innovative, reliable and versatile SRLs.

Our innovations include retractable lifelines, sealed SRLs, dual mode rescue SRLs, 3-way SRL with built in retrieval and fall impact indicator. These important safety innovations have now been widely adopted and appreciated by customers across all sectors of industry.

Whether your application requires single or twin-leg configurations, mounting to an overhead anchor or for connection directly to a harness, there are numerous models to choose from to suit almost any application.



Self-Retracting Lifelines icons.



Housing



Double Action Swivel



Retrieval Winch



RSQ



Load Rating/ Capacity



Leading Edge



Self Locking Swivel Hook



Lifeline Material



Fall Indicator



Connector Material



Carabiner



Captive Eye



Rebar Hook



Scaffold Hook



Snap Hook



Swivelling Opening Hook



Webbing Width



Twin Leg



Leading Edge

3M™ DBI-SALA® Nano-Lok™ Web SRL



CE EN360

3M™ DBI-SALA® Nano-Lok™ Web SRL



CE EN360

| | | | |
|---------|-----|-----|-------|
| | ↔ | 🔗 | 🔗 |
| 3101208 | 2 m | (A) | 57 mm |

| | | | |
|---------|--------|-----|-------|
| | ↔ | 🔗 | 🔗 |
| 3101298 | 1.95 m | (A) | 57 mm |

3M™ DBI-SALA® Nano-Lok™ XL Web SRL



CE EN360

3M™ DBI-SALA® Nano-Lok™ XL Web SRL



CE EN360

| | | | | |
|---------|-------|---|-----|-------|
| | ↔ | 🔗 | 🔗 | 🔗 |
| 3101620 | 2.8 m | 🔗 | (A) | 57 mm |

| | | | | | |
|---------|--------|---|-----|-------|------|
| | ↔ | 🔗 | 🔗 | 🔗 | 📊 |
| 3101637 | 2.98 m | 🔗 | (A) | 57 mm | 2.90 |

Self-Retracting Lifelines

3M™ DBI-SALA® Nano-Lok Edge Tested Web SRL



CE
EN360

| | ↔ | 🔗 | 🔗 | 🔗 | 🔗 |
|---------|-------|---|---|---|-------|
| 3101430 | 2.4 m | | 🔗 | Ⓐ | 57 mm |
| 3101443 | 2.4 m | ■ | 🔗 | Ⓐ | 57 mm |

- Anti-ratchet system. Dyneema®/Kevlar® webbing
- Thermoplastic housing
- Anchorage connector: Twist Lock.

3M™ DBI-SALA® Nano-Lok Hot Work Web SRL



To be used with welding harness in hot works or spark environments



CE
EN360

| | ↔ | 🔗 | 🔗 | 🔗 |
|---------|-----|---|---|-------|
| 3101523 | 2 m | 🔗 | Ⓢ | 19 mm |

3M™ DBI-SALA® Nano-Lok™ XL SRL - 6 m



CE
EN360

| | ↔ | 🔗 | 🔗 | 🔗 |
|---------|-----|---|---|-------|
| 3103867 | 6 m | 🔗 | Ⓐ | 19 mm |

3M™ DBI-SALA® Nano-Lok™ XL SRL - 6 m



CE
EN360

| | ↔ | 🔗 | 🔗 | 🔗 |
|---------|-----|---|---|-------|
| 3103877 | 6 m | 🔗 | Ⓐ | 19 mm |

3M™ DBI-SALA® Ultra-Lok™ Self-Retracting Lifelines

Anchor Swivel

Allows the block to align with lifeline and avoid any torsion of the cable when the user is working.

Lightweight and Durable Thermoplastic Housing

Provides exceptional durability and is lightweight for easy handling.

Stainless Steel Components

Stainless steel internal parts ensures increased corrosion resistance and operational longevity.

Semi-sealed Design

Gasket between the housings makes the block semi-sealed which increases protection against the intrusion of dust and water thereby offering additional protection against corrosion.



Constant Moving Pawls, Anti-ratchet System

Anti-ratchet system means the pawls do not easily disengage after a fall. This innovative feature ensures that the pawls will remain engaged even if the anchorage structure is flexible and likely to induce rebounds.

Reserve Lifeline

Allows the brake to perform even if a fall occurs when the cable is fully extended.

Impact Indicating Hook

Allows easy visual inspection to determine if the unit has experienced a fall by a user.

141 kg Weight Capacity

Higher capacity for operator and tools.

3M™ DBI-SALA® Ultra-Lok™ Cable SRL - 15 m



CE
EN360

3M™ DBI-SALA® Ultra-Lok™ Cable RSQ™ SRL - 15 m



RSQ
CE
EN341

| | | | | |
|---------|------|----|---|-------|
| | ←→ | ⚙️ | Ⓢ | ⤴️ |
| 3504465 | 15 m | Ⓢ | Ⓢ | 18 mm |

| | | | | |
|---------|------|----|---|-------|
| | ←→ | ⚙️ | Ⓢ | ⤴️ |
| 3504555 | 15 m | Ⓢ | Ⓢ | 18 mm |

Self-Retracting Lifelines

3M™ Protecta® Rebel™ Self-Retracting Lifelines

Anchor Swivel

Allows the block to align with lifeline and avoid any torsion of the cable when the user is working.

Choice of Housing (Thermoplastic or Aluminium)

Durable thermoplastic for lightweight or aluminium for ultimate ruggedized housing allows for job site flexibility.

5 mm Galvanised or stainless steel cable and nylon webbing options*

Larger cable diameter for added strength and safety.

Side Cable Exit

Allows best alignment of the cable and minimises cable guide wear.



140 kg Weight Capacity

High capacity allows for use by most users and tools ensuring the highest level of safety.

Ergonomic Cable Bumper

Allows the block to align with lifeline and avoid any torsion of the cable when the user is working.

Ergonomic Carrying Handle

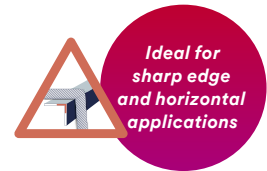
Allows easier transportation of the block.

3M™ Protecta® Rebel™ Cable Retrieval SRL



CE
EN360
EN
1496

3M™ Protecta® Rebel™ Cable Leading Edge SRL



CE
EN360

| | | | | | | |
|---------|------|---|------|---|---|---|
| | ↔ | ⊗ | ∅ | ⊙ | ⊙ | ⊙ |
| 3591002 | 15 m | G | 5 mm | ⊙ | A | S |

These new Retrieval models incorporate fall arrest and a built-in emergency retrieval winch for rescue, making them a versatile solution for many job sites.

- 15 m SRL with rescue winch
- Brackets available for easy tripod integration
- Designed for confined space applications.

[3590498](#) - Bracket for AM100 Protecta tripod

[3590499](#) - Bracket for DBI-SALA® tripods KM1PT7 and KM1PT9

| | | | | | | |
|---------|-----|---|--------|---|---|---|
| | ↔ | ⊗ | ∅ | ⊙ | ⊙ | ⊙ |
| 3590542 | 6 m | G | 5.6 mm | ⊙ | T | S |

The only SRL that complies to extreme sharp edge (VG11.054, type B, 0 mm radius). Users are now able to tie-off at foot level with the 6 m Leading Edge Rebel without requiring to connect the sharp edge extension sling. This built-in sharp edge product was put through extensive sharp edge testing to ensure absolute protection against sharp, abrasive and leading edges found at construction sites.


3M™ Protecta® Rebel™ Cable SRL - 10, 20 & 30 m



Best Seller

CE EN360

| | ↔ | ○ | ● | ⚙ |
|---------|------|---|---|---|
| 3590522 | 10 m | ⚙ | ⊙ | ⊙ |
| 3590611 | 20 m | ⚙ | ⊙ | ⊙ |
| 3590691 | 30 m | ⚙ | ⊙ | ⊙ |



Self-Retracting Lifelines

3M™ Protecta® Rebel™ Web SRL - 2 m

Small and compact



3100420

3100422

CE EN360

| | ↔ | ⚙ | ○ | ○ | ● | ○ |
|---------|-------|---|-------|---|---|---|
| 3100420 | 2 m | | 17 mm | ⚙ | ⊙ | ⊙ |
| 3100422 | 2.1 m | ■ | 57 mm | ⚙ | ⊙ | ⊙ |

3M™ Protecta® Rebel™ Web SRL - 6 m



CE EN360

| | ↔ | ○ | ● | ⚙ |
|---------|-----|---|---|---|
| 3100437 | 6 m | ⚙ | ⊙ | ⊙ |

Experts in confined space entry and retrieval fall protection.

Confined spaces can be below or above ground and are found on most job sites. Each year many workers are injured or killed while performing their daily work activities in confined spaces.

Confined spaces have limited openings for entry and exit which complicates rescue/retrieval and other emergency response services. These often dangerous work environments are enclosed or partially enclosed and not designed or intended for long-term human occupancy. A restrictive confined space can represent health and safety risks to anyone who enters.

3M Fall Protection ISO 9001-2000 certification drives superior engineering, quality manufacturing and unparalleled customer services. Our design and engineering teams excel at finding the best way to keep workers totally safe and comfortable.

Combining experience and knowledge with state-of-the-art outdoor and indoor testing procedures, we produce some of the most technologically advanced safety equipment in the world.

Rescue systems.

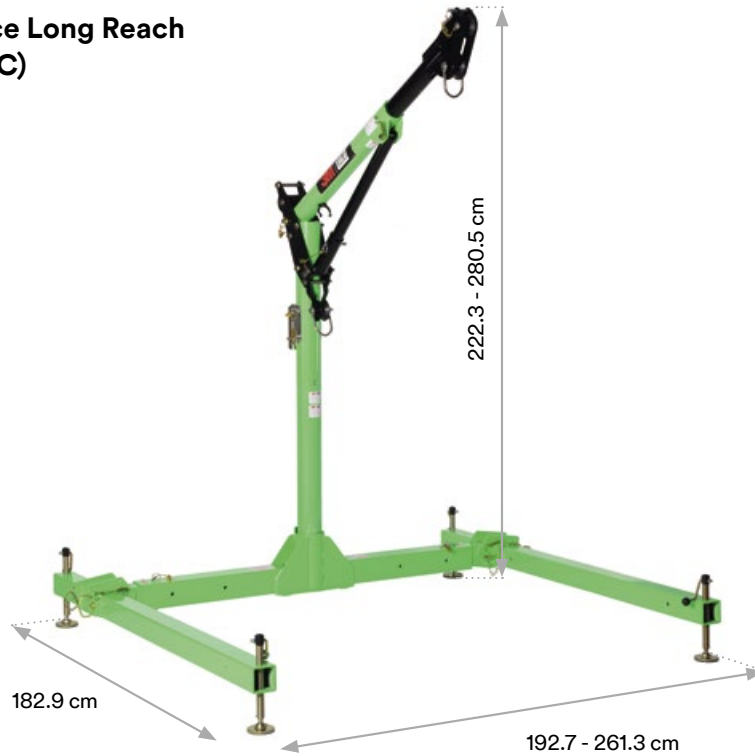
When the clock starts ticking, you need a rescue plan you can count on to rescue you quickly and efficiently.

Choosing rescue and descent systems

The type of job site, anchor location, working load and limit, and ease of use are some important considerations when choosing the appropriate rescue and descent system. A single rescue system cannot efficiently handle every scenario, performing well for one application but not another. Some rescue systems are easy to use for one application, while others require more skill but can be adapted for use in multiple situations.

We offer a wide variety of Rescue system solutions, including the 3M™ DBI-SALA® Sealed-Blok™ RSQ™ Dual Mode Descent SRL as well as the compact & lightweight 3M™ DBI-SALA® Rollgliss™ R550 System and the ultra easy to control 3M™ DBI-SALA® Rollgliss™ R350 Rescue & Descent Systems.

3M™ DBI-SALA® 5 Piece Long Reach Davit High Capacity (HC)




Includes Short Reach Davit Arm High Capacity (8000108), 84 cm Mast Extension (8000113) and Long Reach 3 Piece Davit High Capacity Base (8000105). Includes one winch mounting bracket.

| |
|---------|
| 8000119 |
|---------|



3M™ DBI-SALA® Short Reach Davit Arm High Capacity (14" - 28")



| |
|---------|
| 8000107 |
|---------|

Includes Short Reach Offset Arm High Capacity (8000110) and Universal Lower Mast High Capacity (8000109).


3M™ DBI-SALA® Davit Mast Extensions High Capacity



| |
|---------|
| 8000113 |
|---------|

Only one mast extension allowed for short reach or long reach davit arm.

3M™ DBI-SALA® Floor Mount Base High Capacity



| | |
|---------|------------------|
| 8000095 | Description |
| | Galvanised steel |

Mounts to horizontal concrete or steel structure. Comes with PVC sleeve liner.

Confined Space & Rescue

3M™ DBI-SALA® Sealed-Blok™ Self-Retracting Lifelines

Anti-Ratcheting Design

Stays locked on rigid and non-rigid (horizontal lifeline) anchors.

Sealed Design

(Patent Pending)

Ensures efficient, safe operation under all working conditions - the only SRL to meet IP69K sealed rating.

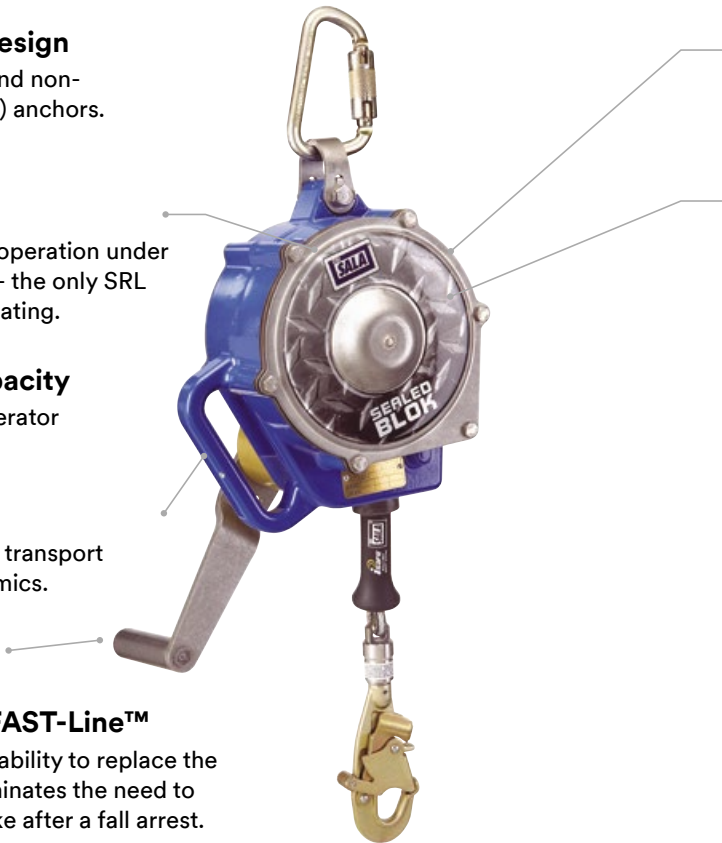
141 kg Weight Capacity

Higher capacity for operator and tools.

Carrying Handle

Built-in design for easy transport with improved ergonomics.

Retrieval Winch



Aluminium Housing

Provides exceptional strength, durability and corrosion resistance.

Stainless Steel End-Plate

Durable construction for harsh environments.

Secondary Anchorage Point

Certified for “dropped objects” Protection Rated for fall arrest if primary anchor fails.

3M™ DBI-SALA® FAST-Line™

Provides the user with ability to replace the lifeline in the field. Eliminates the need to service / reset the brake after a fall arrest.

3M™ DBI-SALA® Sealed-Blok™ Retrieval SRL

3400881



Sealed design allows for use even in the toughest environments

CE
EN360
EN
1496

| | ←-----→ | ⚙️ | ⚙️ | ⚙️ |
|---------|---------|----|----|----|
| 3400856 | 9 m | Ⓢ | Ⓢ | ■ |
| 3400956 | 15 m | Ⓢ | Ⓢ | ■ |
| 3400881 | 25 m | Ⓢ | Ⓢ | ■ |

3M™ DBI-SALA® Series 100 Digital Winch



| | ⚙️ | Actual Length | Working Length |
|---------|----|---------------|----------------|
| 8518559 | Ⓢ | 30 m | 27 m |

3M™ DBI-SALA® Series 100 Digital Winches are rated for a maximum working load of 204 kg (450 lbs) with an 11:1 safety factor. This winch has two cranking speeds capable of retrieval/descent from 4 m/min (13 ft/min) to 9 m/min (30 ft/min).

All cable/rope assemblies come with a double locking swivel snap hook with overload indicator.

3M™ DBI-SALA® Mounting Brackets



3401025



8000117

| | Description |
|---------|---|
| 3401025 | 3M™ DBI-SALA® Sealed-Blok™ Mounting Bracket |
| 8000117 | Quick Release Mounting Bracket with Flat Back Adapter |

3401025 - Attaches to 3M™ DBI-SALA® Sealed-Blok™ SRL, supplied with mounting bolts, mates with 8510207. For 9, 15 and 25m Sealed-Blok SRLs.

8000117 - Quick release mounting bracket with flat back adapter for winch / SRL for 3M DBI-SALA Davit Arm High Capacity.

3M™ DBI-SALA® Aluminium Tripod



Lightweight design for easy transportation

CE
EN795
CLASS B

| | ←-----→ |
|---------|-----------------|
| 8563158 | 2.13 m (7 ft.) |
| 8563159 | 3.04 m (10 ft.) |

Tripod with adjustable locking legs, safety chains, top pulley & winch bracket. Note: Winch and SRL not included.

Confined Space & Rescue

3M™ Protecta® Aluminium Tripod



CE
EN795

| | |
|-------|--------|
| AM100 | 500 kg |
|-------|--------|

For tasks in a confined space, a reliable anchorage point must be used to allow work to be carried out effectively and in complete safety. This aluminium mobile tripod can be easily transported and deployed. Four independent anchorage points mean that a rig for suspended work can be used in combination with a self-retracting fall arrest device that incorporates a retrieval system, fall arrest and rescue equipment. 8 adjustable positions. Usage height 1.35 m to 2.35 m. Base dia. 1.50 m to 2.56 m.



3M™ Protecta® Rebel™ Cable Retrieval Self-Retracting Lifeline



CE
EN360
EN
1496

| | | | | | | |
|---------|------|---|------|---|---|---|
| | ←→ | ⊗ | ⊘ | ⊙ | ⊙ | ⊙ |
| 3591002 | 15 m | ⊗ | 5 mm | ⊙ | ⊙ | ⊙ |

These new retrieval models incorporate fall arrest and a built-in emergency retrieval winch for rescue, making them a versatile solution for many job sites.

- 15 m SRL with rescue winch
- Brackets available for easy tripod integration
- Designed for confined space applications

3590498 - Bracket for AM100 Protecta tripod

3M™ Protecta® Rebel™ Retrieval SRL Mounting Bracket



3590498

Confined space quick-connect mounting bracket bolts to 3M™ Protecta® Rebel™ Retrieval SRL, and tripod mounting base (model AM100) attaches to tripod leg.

3M™ Protecta® Steel Guide Pulley

AT052/1

Complete pulley with AJ501 Carabiner.



3M™ DBI-SALA® Rollgliss™ R550 Rescue System

Emergency Escape

Use the Rollgliss 550 as an escape device when it is imperative to get to the ground as quickly as possible.

Assisted Rescue Pick-Off

Use the Rollgliss 550 for an assisted pick-off rescue when a victim is unable to get to safety alone. Lower to the victim and hook up to them and use the device to descend to safety.

Assisted Rescue

Attach the Rollgliss 550 to the top of the wind turbine and lower the hook end to the victim and lower them to the ground.

Custom Rescue

The Rollgliss 550 can be used in many custom rescue situations. Use the system to repel down the structure to safety.

3M™ DBI-SALA® Rollgliss™ R550 Rescue System with Rescue hub

Other lengths up to 500 m available - please contact us.

Descent rescue, evacuation and assisted rescue capability

| | | |
|---------|---------|---------------------------|
| | ←-----→ | |
| 3329030 | 30 m | CE EN341 EN 1496 |
| 3329020 | 20 m | |



3M™ DBI-SALA® Rollgliss™ R550 Humidity Resistant Case



| | |
|---------|-----------------------|
| | ←-----→ |
| 9508289 | 63.5 × 48.3 × 39.1 cm |

Humidity resistant case for Rollgliss R550 rescue and descent device, fits up to 152.5 m (400 ft.) system.

3M™ DBI-SALA® Rollgliss™ Rescue 20 m Kit



Complete rescue kit!

| | Description |  |
|-----------|------------------------|---|
| 3329020/2 | 20 m Rescue Hub | 1 |
| | Carrying Bag | 1 |
| | Ladder Bracket | 1 |
| | Edge Protector | 1 |
| | Pulley | 1 |
| | Rope Grab | 1 |
| | Carabiner | 4 |
| | 1.20 m Anchoring Sling | 2 |
| | 0.80 m Anchoring Sling | 1 |
| | Sealed Box | 1 |

3M™ DBI-SALA® First-Man-Up™ Remote Anchoring System



CE
EN795
CLASS B

| | ←-----→ | Description |
|---------|---------------|----------------|
| 2100094 | 1.80 - 7.80 m | Telescopic Rod |
| 2100105 | 60 mm | Rod Connector |

The telescopic rod connector allows you to attach a rope life line up to 8 m above the user, enabling the user to ascend a pylon or to reach the top of a pole in complete safety.



Anchorage.

3M Fall Protection offer a wide range of anchors to suit many different work applications and connections such as; general/all purpose, steel, concrete, roof or aviation.

Anchorage connectors can be fixed or mobile and both permanent or temporary. They all provide a secure point of attachment for a complete personal fall arrest system.

Anchor devices are split into two types:

Temporary Anchorage

- Class B Mobile Anchorage - temporary transportable anchor devices
- Class C - Horizontal Cable Lifelines
- Class E Freestanding Counterweight Anchors - used on horizontal surfaces.


Permanent

- Class A - Fixed anchorages. Usually secured to vertical, horizontal or inclined surfaces
- Class C - Horizontal Cable Lifelines
- Class D - Horizontal Rigid Rail Systems.

3M™ DBI-SALA® EZ-Line™ Temporary Horizontal Lifeline

EZ-Line is a temporary horizontal lifeline system that is user friendly and extremely fast to install. The innovative retractable design of EZ-Line eliminates large and bulky coils of cable that are difficult to set-up, relocate and store. Built-in winch for fast and easy set-up, use and dismantling. Customise length in any increment up to 18.25 m. Built-in pre-tension and impact indicators for easy set-up and inspection. Extremely lightweight, 33% lighter than conventional systems.

Applications




CE
EN795
CLASS C

| | |
|---------|---------|
| | ←.....→ |
| 7605061 | 18.25 m |

3M™ Protecta® Pro-Line™ Portable Horizontal Lifeline System

Portable, versatile and quick to install. There is no connecting or swaging of components, simple ratchet handle to tension the lifeline. No separate components, just connect to suitable anchorage point. Lightweight and easy to handle, incorporated carry bag. Built in shock absorber reduces end loadings to preserve the structure. Max. weight capacity 2 x 141 kg.

Applications



2
CE
EN795
CLASS C

| | |
|---------|---------|
| | ←.....→ |
| 1200107 | 20 m |

Temporary & Permanent Vertical Lifelines & Anchors

Working Safely at Height

Adding or upgrading your vertical safety systems just got easier. The new generation of 3M™ DBI-SALA® Lad-Saf™ Systems are re-engineered to simplify and speed up the installation process. With up to 72% fewer loose components* than some of our previous models, these lightweight systems are streamlined for easy installation and maintenance on a variety of structures - such as fixed ladders and telecommunication towers.

Features

The 3M™ DBI-SALA® Lad-Saf™ X3 Detachable Cable Sleeve is exclusively for use on 9.5 mm (3/8") cable and offers dual independent locking systems. As part of a permanently installed ladder system, it is designed to work with many different styles and lengths of ladders on structures like wind turbines, telecommunication towers, buildings, water towers and more.

*Depending on configuration of the system.

3M™ DBI-SALA® Lad-Saf™ X3 Detachable Cable Traveller




CE
EN353-1

6160054



3M™ Protecta® Viper™ Vertical Lifeline Rope Grab


- Mobile fall arrest device on kernmantel rope, Ø 10.5mm with automatic locking function
- It's extremely simple opening system means that the Viper 2 can be attached to the rope or removed from it at any location
- As soon as the connecting carabiner is put back into place the Viper 2 is locked to ensure safe use.



3M™ Protecta® Viper™ Vertical Lifeline Rope



Applications



15 kN

CE EN353-2

CE EN353

CE EN353-2

| | | |
|-------|-------|---------------|
| | | \varnothing |
| AC400 | AJ501 | 10.5 mm |

The Viper 2 is supplied with a kernmantel rope and is available with rope options from 5 to 99 m lengths in increments of 5 m.

| | |
|-------|---------|
| | ←.....→ |
| AC410 | 10 m |

Nylon static rope, \varnothing 10.5 mm, with yellow and red wear indicator. Rope end: sewn loop underneath protective sleeve Connector: AJ501, 17 mm opening System breaking strength > 22 kN.

3M™ Protecta® Viper™ LT Rope Grab with Energy Absorber



CE EN358

CE EN353-2

3M™ Protecta® Viper™ LT Rope



CE EN353-2

| |
|--------|
| AC4002 |
|--------|

Vertical fall arrest 140 kg user. Roof top work restraint 100 kg user. Energy absorber for fall arrest applications. Edge Tested Model.

| | |
|--------|---------|
| | ←.....→ |
| AC4010 | 10 m |

Kernmantel rope 12.55 mm dia. 25 kN screw gate carabiner, 17 mm opening.

3M™ DBI-SALA® Flexiguard™ Modular Jib Systems.

Exceptional configuration compatibility.
Improved transportability. Helps you work safely.

Get the coverage you need with this versatile new fall protection system. Available in both the M100 and M200 Series, the 3M™ DBI-SALA® Flexiguard™ Modular Jib System features a simplified design that enhances worker safety in multiple applications. Increased rail-length configurations improve working coverage while a new design facilitates easier system transport.


More versatility. New modular product offering provides 80 unique application solutions.



- Extruded aluminium overhead horizontal rail for SRL trolley
- Stainless steel anchor trolley
- Dual by-passing rails (two user models)

Fail-safe mast lock

- Eliminates need for height-locking fasteners like pins and bolts
- Automatic safety lock engages to prevent uncontrolled mast movement if primary lifting mechanism fails
- Flip up rotation handle
- Improve productivity with the optional power assisted device. When equipped, it adjusts height four times faster than the manual adjustment of previous 3M models
- Rotating mast up to 360 degrees (most models)
- 3M™ Safety-Walk™ Slip Resistant walking surface (counterweight bases)
- Powder coated and galvanised components



Extended reach

- New M200 version offers improved reach on 4,6m (15ft.) configurations enabling up to 3,7m (12ft.) more reach than previous models


Increased height

Improved maximum height for 9,1m (30ft.) models enables up to 1,5m (5ft.) more vertical height versus previous models. Semi-fixed models come with 1,5m (5ft.) of height adjustment for maximum flexibility during field installations

- Removable counterweight box (counterweight bases) with built in fork pockets and lifting ring attachment points (sold separately)
- Integrated leveling bubbles (counterweight bases)
- Open multi-directional base designed to accommodate a wide array of fork shapes and sizes

Enhanced safety working area.

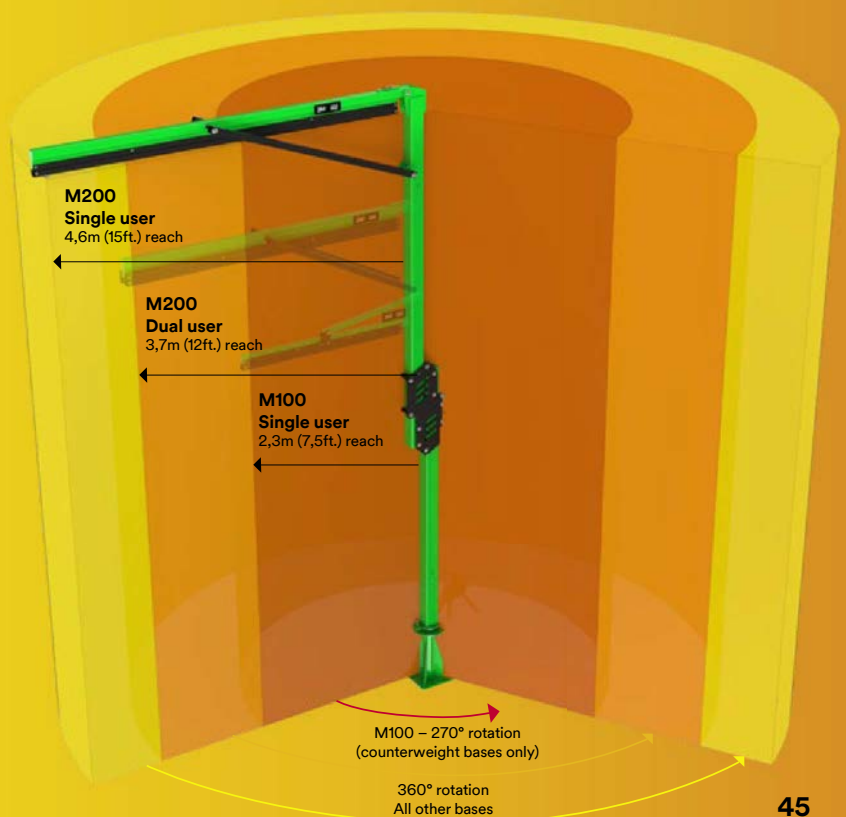
- Extended rail-lengths increase safe working area coverage
- Reduces risk of potential swing fall hazards – worker and safety manager can visually verify the straight vertical boundary
- Simplifies fall clearance requirements



Dual user rated

Select M200 models only

- Helps increase worksite efficiency and safety for multiple workers
- Provides additional working coverage compared to previous 3M models
- Dual user systems contain two independent bypassing horizontal rails rated for one worker each

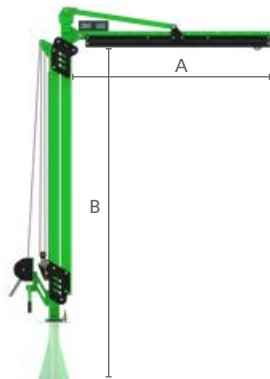


Modular Jib Systems

3M™ DBI-SALA® Flexiguard™ M100 Modular Jib Systems

| Model | Total system weight | Max. component weight | Offset/Reach (A) | Height (B) | Mast rotation range | Max. number of users | SRL maximum arresting force |
|-------|---------------------|-----------------------|------------------|--------------------|--|----------------------|-----------------------------|
| M100 | 2,266kg (4,995lbs.) | 1,404kg (3,095lbs.) | 2,3m (7.5ft.) | Up to 9,1m (30ft.) | 270° with counterweight base 360° with others | 1 | 6kN (1,350lbs.) |

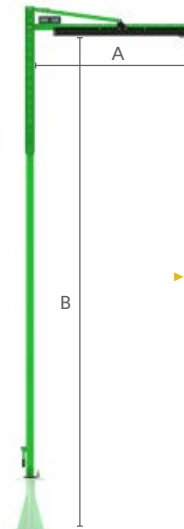
1 Choose from 6 interchangeable mast options.



Adjustable height, single user masts

- 8530874 3–4,6m (7,5–15ft.)
- 8530875 3,8–6,1m (12,5–20ft.)
- ▶ 8530876 4,6–7,6m (15–25ft.)
- 8530877 5,3–9,1m (17,5–30ft.)

Adjustable height masts are adjusted easily using the integrated hand crank winch, or by using a power drill with the optional overload clutch accessory equipped.



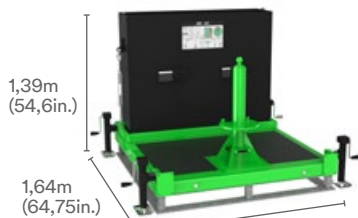
▶ = Model shown

Semi-fixed height, single user masts

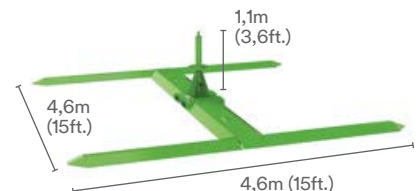
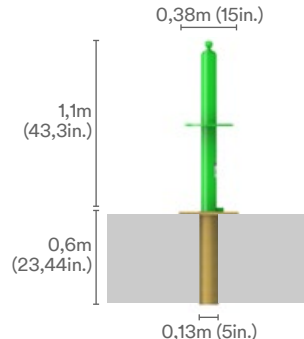

- 8530882 4,6–6,1m (15–20ft.)
- ▶ 8530883 6–7,6m (20–25ft.)
- 8530884 7,6–9,1m (25–30ft.)

Semi-fixed masts offer a small amount (1,5m or 5ft.) of adjustment to optimise the anchor height during installation.

2 Choose from 5 interchangeable base options.



2,01m (79,25in.) with leveling jacks installed
1,52m (60in.) without leveling jacks installed



Portable Counterweight Base*

with concrete fill 8530870
without concrete 8530869

Floor Mounted Base

8530871

Flush Mounted Base

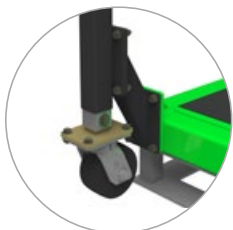
8530872

Outrigger Base

8530873


*Portable Counterweight Base includes leveling jacks

3 Choose your accessories.



Smooth Surface Caster Kit
8530908

Allows counterweight base systems to be maneuvered into tight spaces on smooth surfaces, kit of 4 wheels.



Forklift Pocket Mast Transport Kit**
8530911

Allows mast to be separated from the base and transported vertically using a forklift.

** Only for adjustable height masts.



Overload Clutch
8512936

Required to raise and lower adjustable masts with a power drill (drill not included).



Counterweight Box Lifting Ring Kit
8530914

Allows counterweight box to be moved with overhead lifting equipment. Includes two rings per kit. One kit needed per counterweight system.

3M™ DBI-SALA® Flexiguard™ M200 Modular Jib Systems

| Model | Total system weight | Max. component weight | Offset/Reach (A) | Height (B) | Mast rotation range | Max. number of users | SRL maximum arresting force |
|-------|----------------------|-----------------------|--|--------------------|---------------------|---------------------------|-----------------------------|
| M200 | 5,746kg (12,668lbs.) | 2,268kg (5,000lbs.) | 4,6m (15ft.) Single user models 3,7m (12ft.) Dual user models | Up to 9,1m (30ft.) | 360° for all bases | 1 or 2 depending on model | 6kN (1,350lbs.) |

1 Choose from 14 interchangeable mast options.

► = Model shown

Semi-fixed height, single user masts

| | |
|------------------|---------------------|
| 8530899 | 4,6–6,1m (15–20ft.) |
| ► 8530900 | 6,1–7,6m (20–25ft.) |
| 8530901 | 7,6–9,1m (25–30ft.) |

Semi-fixed height, dual user masts

| | |
|------------------|-----------------------|
| 8530902 | 4,6– 6,1 m (15–20ft.) |
| ► 8530903 | 6,1–7,6m (20–25ft.) |
| 8530904 | 7,6–9,1m (25–30ft.) |

Semi-fixed masts have a small amount (1,5m or 5ft.) of adjustment to optimise the anchor height during installation.

Adjustable height, single user masts


| | |
|------------------|-----------------------|
| 8530891 | 3,8–4,6m (12,3–15ft.) |
| 8530892 | 4,5–6,1m (14,8–20ft.) |
| ► 8530893 | 5,3–7,6m (17,3–25ft.) |
| 8530894 | 6–9,1m (19,8–30ft.) |

Adjustable height, dual user masts

| | |
|------------------|-----------------------|
| 8530895 | 3,8-4,6m (12–15ft.) |
| 8530896 | 4,5-6,1m (14.8–20ft.) |
| ► 8530897 | 5,3-7,6m (17,3–25ft.) |
| 8530898 | 6-9,1m (19,8–30ft.) |

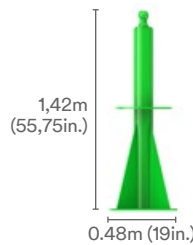
Adjustable height masts are adjusted easily using the integrated hand crank winch, or by using a power drill with the optional overload clutch accessory equipped.

2 Choose from 4 interchangeable base options.



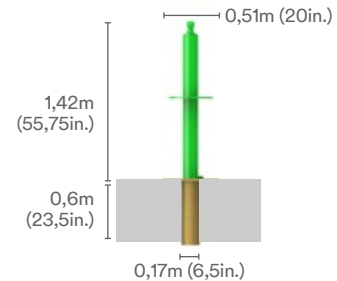
Portable Counterweight Base*

| | |
|--------------------|----------------|
| With concrete fill | 8530887 |
| Without concrete | 8530886 |



Permanent Floor Mounted Base

8530888




Permanent Flush Mounted Base

8530889

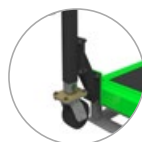
*Portable Counterweight Base optional leveling jacks sold separately

3 Choose your accessories.



Jack Stabilising Kit
8530907

Designed to stabilise and level counterweight base systems on slightly uneven surfaces, kit of 4 jacks.



Smooth Surface Caster Kit
8530908

Allows counterweight base systems to be maneuvered into tight spaces on smooth surfaces, kit of 4 wheels.



Forklift Pocket Mast Transport Kit**
8530912

Allows mast to be separated from the base and transported vertically using a forklift.

** Only for adjustable height masts.



Overload Clutch
8512936

Required to raise and lower adjustable masts with a power drill (drill not included).



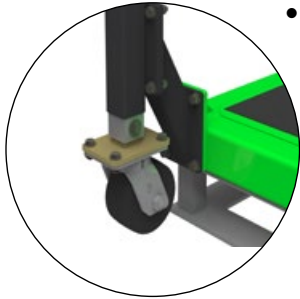
Counterweight Box Lifting Ring Kit
8530777

Allows counterweight box to be moved with overhead lifting equipment. Includes four rings per kit. One kit needed per counterweight system.

Modular Jib Systems

Easier transport.

Weight distribution simplifies transport using 2,5 tonnes rated (or 5,000lbs.) forklift for all counterweight models.



- Navigate indoor smooth surface spaces with optional caster wheel kit

M100 Systems

- Can be transported in one piece with a 2,5 tonnes (or 5,000 lbs.) forklift



M100 System maximum weights:

- Complete system 2270kg (5,000lbs.)
- System without counterweight 866kg (1,910lbs.)
- Counterweight box alone 1,404kg (3,095lbs.)

M200 Systems

- Can be transported in one piece with a large lift
- Or
- Separated into individual components and transported with a 2,5 tonnes (or 5,000 lbs.) forklift



M200 System maximum weights:

- Complete system 5,746kg (12,668lbs.)
- System without counterweight 1,210kg (2,668lbs.)
- Counterweight box alone 2,268kg (5,000lbs.) each

Important: counterweights must be installed prior to use and storage. They must only be removed for transportation.

Counterweight box alone = 2,268kg (5,000lbs.) (two boxes total)



Maximum system weight with counterweights removed = 1,210kg (2,668lbs.)



3M™ DBI-SALA® Portable Fall Arrest Post

The Portable Fall Arrest Post is specifically designed for use on top of transformers or other types of vertical platforms with potential fall hazards.

It's compact and lightweight design of only 17.20 kg (38 lbs) makes the post very easy to transport and put in place.

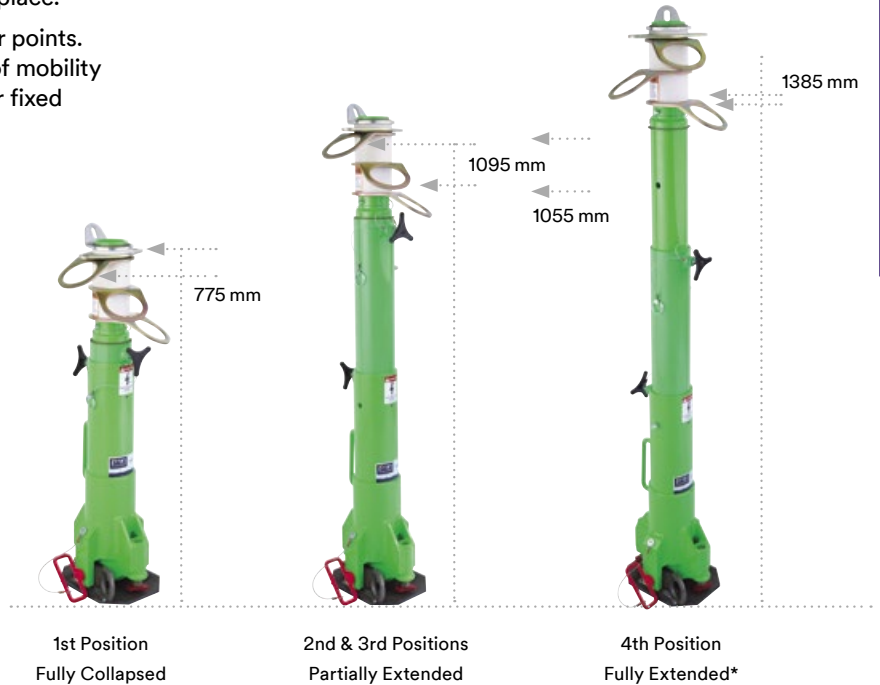
The system features 3 independent swivel anchor points. They can rotate 360 degrees, offering freedom of mobility for up to 3 workers with self-retracting lifelines or fixed length lanyards. Weight capacity 205 kg.

Compact, lightweight and easy to transport



8566691

Telescopic design; 83.2 cm to 116.8 cm to 145.40 cm. Lightweight and durable aluminium construction. Levelling screws plumb system on inclines up to 15°. Built-in anchor ring for horizontal lifeline attachment. Portable and fixed bases provide complete jobsite versatility.



3M™ DBI-SALA® Sliding Beam Anchor



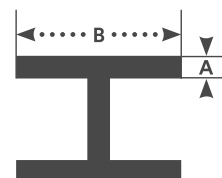
| | Beam width | Flange thickness |
|---------|----------------------------|------------------|
| 2104711 | 9 - 35.5 cm (3.5" - 14") | 3.2 cm (1.25") |
| 2104716 | 30.4 - 76.2 cm (12" - 30") | 6.35 cm (2.5") |

Provides complete horizontal mobility on i-Beams, attach overhead or at your feet (use with 3M™ DBI-SALA® Force2™ Shock Absorbing Lanyard when used at your feet). Replaceable 'Wear pads' eliminate metal-to-metal contact, for smooth operation. Integrated dual ratcheting adjustment system for easy installation. Dual beam grip adjustment prevents twisting and turning. 360-degree swivelling D-ring anchor point User capacity: 141 kg.

3M™ DBI-SALA® Fixed Beam Anchor



Anchor beam dimensions chart



| | A | B |
|---------|---------|-----------------|
| 2108413 | 3.81 cm | 6.35 - 45.72 cm |

Installs in seconds to the beam structure in any orientation, with final tightening using a built-in adjustment handle.

Anchors & Connectors

3M™ DBI-SALA® I-Beam Trolley Anchor - Adjustable



Note: SRL not included



2103148

The trolley is for use with self retracting lifelines on horizontal beams and has been engineered for ease-of-use and superior performance. Glides effortlessly along the beam and provides horizontal mobility. Attachable anywhere along beam, including midpoint. Non-corrosive double-shielded wheel bearings are maintenance free. Trolley Guards protect the wheels from damage and keep beam clear of debris.

3M™ DBI-SALA® Nylon Webbing Sling

Versatile temporary anchorage solution



| | ←-----→ |
|----------|---------------|
| AM450/60 | 25 mm x 60 cm |
| AM450/80 | 25 mm x 80 cm |

Four safety seams.

3M™ DBI-SALA® Protecta® Polyester Webbing Sling



| | W ←-----→ | H ←-----→ |
|-------|-----------|-----------|
| KM418 | 45 mm | 83 cm |
| KM419 | 45 mm | 90 cm |
| KM421 | 45 mm | 200 cm |

Sling Polyester Webbing and stainless steel links. Choke back facility on KM419 & KM421.

3M™ Protecta® Galvanised Steel Sling



| | ←-----→ | ∅ |
|--------|---------|------|
| AM402G | 2 m | 6 mm |

Thimble ends and PVC protective sleeve.

3M™ Protecta® D-ring Anchorage



| |
|-------|
| AM211 |
|-------|

12 mm fixing. Can be used in 3 load directions.

3M™ Protecta® Fixed Anchorage Plate



| |
|-------|
| AM210 |
|-------|

12 mm fixing. 3 mm thick.

3M™ DBI-SALA® Concrete D-ring Anchor



2104565

Reusable D-ring assembly. Rugged design for harsh environments. Safe 'hook-up' indicator notifies user of proper installation. Install into 18 mm or 19 mm holes - only standard drill bits needed.

3M™ DBI-SALA® Detent Wall Anchor



2101005

Assembly comprising detent pin, socket, M6 allen key and cover cap. Use for floor, wall or ceiling type applications. Provides convenient tie-off points wherever needed. Push-button operation for fast and easy operation. Socket includes cover cap to hide recess, blending into the decor.

3M™ Protecta® Twist Lock Self-Locking Carabiner



AJ514

| | | |
|-------|-------|--|
| | | |
| 18 mm | 25 kN | |

The automatic gate closing and locking makes it an ideal choice when the user will open and close the connector many times during the work period. Quick and easy to open with one hand.

3M™ Protecta® Manucroche Anchor Clamp



AJ303

| | | |
|--------|---------|--|
| | | |
| 140 mm | 24.5 kN | |

An anchor clamp in stainless steel wire, the Manucroche is the ideal connector for anchoring a fall arrest system to a steel structure. The double locking automatic closure system guarantees a connection that will withstand any challenge.

Engineered Fall Protection Lifeline Systems.

3M™ DBI-SALA®'s range of engineered horizontal fall protection systems has been developed to provide a choice of solutions that allow our customers to most effectively resolve the risks associated with working at height in a wide range of applications and comply with workplace safety regulations.





**3M™ DBI-SALA®
Permanent
Horizontal Lifeline
- Wall & Floor
Applications**

3M DBI-SALA Permanent Horizontal Lifeline Systems can be used for either work restraint or fall arrest, allowing the user complete freedom of movement to carry out their work uninterrupted. The systems are especially suited to industrial safety applications such as crane walkways and loading bays as well as providing worker safety on roofs.

For more information, please contact your Fall Protection specialist (see page 51) who will arrange a site survey visit to discuss your specific requirements.



**3M™ DBI-SALA®
Permanent
Horizontal
Lifeline System
- Overhead
Applications**

The 3M DBI-SALA Permanent Horizontal Lifeline System can be used for either work restraint or fall arrest and is suitable for multiple applications. Specifically designed to meet the needs of transport and industrial customers - the overhead system enables safe work at height to be carried out on trucks, trains and aircraft, crane walkways and loading bays. Solves access and safety problems within the entertainment and arena industry.



Fall Protection for Tools.

Protecting workers takes more than just keeping them from falling. Their equipment also needs to be kept safe at height.

That's why for over 10 years, we've been pioneering an innovative line of products and solutions to prevent dropped tools and equipment. From construction sites to oil rigs, we help make work environments safer and more productive by protecting workers from hazards that can result in personal injury, equipment damage and tool loss.

Tested and adapted for all applications.



3M™ DBI-SALA® D-rings


| | Description | kg | | Non-conductive |
|---------|---------------------------------------|----------------|----|----------------|
| 1500003 | D-ring 1.3 cm x 5.7 cm (0.5" x 2.25") | 0.9 kg (2 lbs) | 10 | No |
| 1500007 | D-ring 2.5 cm x 8.9 cm (1" x 3.5") | 2.3 kg (5 lbs) | 10 | No |

- D-rings can be attached to virtually any tool under 2.3 kg (5 lbs) or 0.9 kg (2 lbs) using our Quick-Wrap Tape
- Creates an attachment point in less than a minute
- Dual D-rings allow for 100% tool tie-off during tool transfers.

3M™ DBI-SALA® Quick-Wrap Tape II


| | Description | | |
|---------|--------------------|----|---------------|
| 1500175 | Quick-Wrap, yellow | 10 | 274 cm (108") |

Our redesigned 3M™ DBI-SALA® Quick-Wrap Tape II helps deliver long-lasting tool attachment performance while requiring up to 40% less tape compared to our previous generation 3M™ DBI-SALA® Quick-Wrap Tape.* Proprietary 3M material and adhesive technology helps provide good tear resistance while you work. High-elongation properties result in more wraps with the same length of tape.

- Conforms to the shape of tool handles
- Adheres on contact to most clean tools and can be repositioned during installation
- Enhanced stretching results in a thin, low-profile installation
- Ready for use upon installation
- No waiting period required
- Connection points on tools up to 0.9 kg (2 lbs).



* Photograph for illustrative purposes only. Please refer to page 2.

Fall Protection for Tools

3M™ DBI-SALA® Adjustable Wristband



| | |
|---------|----|
| | |
| 1500083 | 10 |

Our adjustable wristband uses a hook and loop system to adjust to any wrist size. An elastic band helps ensure a comfortable fit.

3M™ DBI-SALA® Trigger2Trigger Lanyard



| | | | |
|---------|----|-----------------|----------------|
| | | | |
| 1500054 | 10 | 4.5 kg (10 lbs) | 30.48 cm (12") |

- Thumb-controlled trigger snaps on both sides of these lanyards are easy to operate, even while wearing gloves
- Trigger snaps swivel, making them tangle-resistant.

3M™ DBI-SALA® Standard Safe Bucket



| | | |
|---------|-------------------|--------------------------------|
| | | Height/diameter |
| 1500134 | 45.4 kg (100 lbs) | 38 cm / 31.75 cm (15" / 12.5") |

- Closure system - Hook and loop
- 30 L capacity.

3M™ DBI-SALA® Quick Spins



Patented



1500030

| | Description | | |
|---------|-----------------------|----------------|----|
| 1500027 | Small 1.5 cm (0.6") | 0.5 kg (1 lbs) | 10 |
| 1500028 | Medium 2 cm (0.8") | 0.5 kg (1 lbs) | 10 |
| 1500029 | Large 2.5 cm (1") | 0.5 kg (1 lbs) | 10 |
| 1500030 | X-Large 3.1 cm (1.2") | 0.5 kg (1 lbs) | 10 |

- Simply slides onto the handle of a tool in seconds
- Swivel spin top makes them tangle resistant
- Reusable and suitable for non-conductive use.



1500028

3M™ DBI-SALA® Dual Tool Holster



Patent pending

| | Description | Retractors included | Attachment |
|---------|-----------------------------------|---------------------|------------|
| 1500107 | Dual Tool Holster with Retractors | 2 x | Belt |

- Equipped with D-rings load rated for 2.3 kg (5 lbs)
- Retractors are load rated for 0.7 kg (1.5 lbs)
- Beacon High-Visibility Reflectors and Quick-Mag Magnetic Tool Staging System
- A bottom drain vent allows the holster to perform even in wet conditions.

[1] Hook2Loop Bungee Tether sold separately.

3M™ DBI-SALA® Adjustable Radio Holster

- Holster adjusts to fit virtually any hand-held radio, mobile phone, and many other devices
- Can be worn from belt or harness
- A Micro D-ring can be placed on the back of a device, and can then be tethered to a D-ring on the front of the Adjustable Radio Holster using a 1500066 Clip2Loop Coil Tether.

Patent pending



Can be worn from a belt or harness.

| | Description |
|---------|--------------------------|
| 1500088 | Adjustable Radio Holster |

3M™ DBI-SALA® Trigger2Trigger Coil Tether



| 1500068 | 10 | 2.3 kg (5 lbs) | 4.4 cm (1.75") | 70 cm (24") |
|---------|----|----------------|----------------|-------------|

Ideal for use from Wristband.

3M™ DBI-SALA® Small Parts Pouch

- Innovative self-closure system traps objects inside, making it nearly impossible for objects to fall out once placed in the bag
- Easy to retrieve objects since no opening or closing is necessary
- Compatible with most tool belts.



| | Description |
|---------|---------------------------------|
| 1500119 | Small Parts Pouch, canvas black |

Accessories

3M™ Protecta® Nylon Transport Bag



| | |
|-------|--------------|
| | ←.....→ |
| AK043 | 500 × 300 mm |

Nylon transport bag.

3M™ Protecta® Duffle Bag



| | |
|-------|-----------------|
| | ←.....→ |
| AK066 | 35 × 20 × 20 cm |

Duffle bag for transport.

3M™ Protecta® Harness Comfort Shoulder and Back Padding



| | |
|---------|--------|
| | ☰ |
| 1150491 | 1 pack |

Comfortable, lightweight and breathable padding for better comfort and shoulder and back protection. Can be easily fitted or removed by the user. Suitable for all new 3M Protecta harness models.

3M™ Protecta® Harness Comfort Leg Padding



| | |
|---------|--------|
| | ☰ |
| 1150494 | 2 pack |

Removable leg pads for additional comfort. Suitable for all new 3M Protecta harness models.

3M™ Protecta® Harness Lanyard Keepers



| | |
|---------|--------|
| | ☰ |
| 1150493 | 2 pack |

Auto-resetting lanyard keeper provides easy parking and release of snap hooks or carabiners.

3M™ Protecta® Harness Gear Tool Loops



| | |
|---------|--------|
| | ☰ |
| 1150492 | 2 pack |

Tools can be secured while working at heights, to keep people and property safe anywhere below you – suitable for use with 3M Protecta Comfort Belt Harness models only.

3M™ Protecta® Belt Loop D-Ring Tool Attachments



| | |
|---------|--------|
| | ☰ |
| 1500180 | 2 pack |

Tools can be secured while working at heights, to keep people and property safe anywhere below you – suitable for use with 3M Protecta Comfort Belt Harness models only.

3M™ Protecta® Back Pack

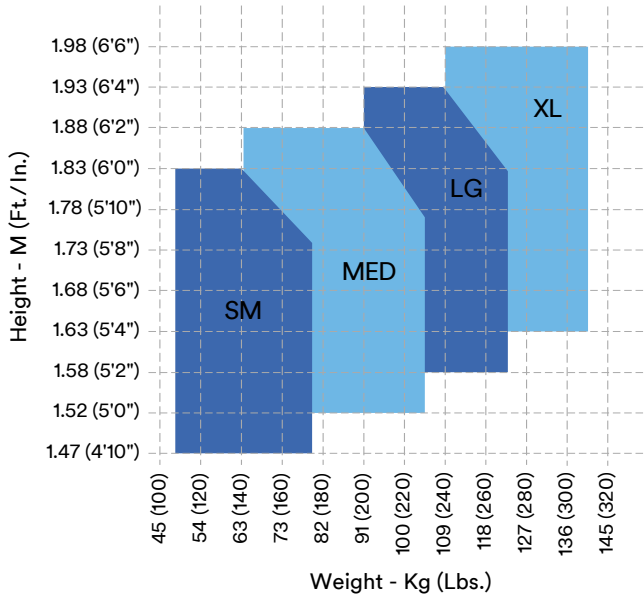


| | |
|---------|---|
| | ☰ |
| 9513331 | 1 |

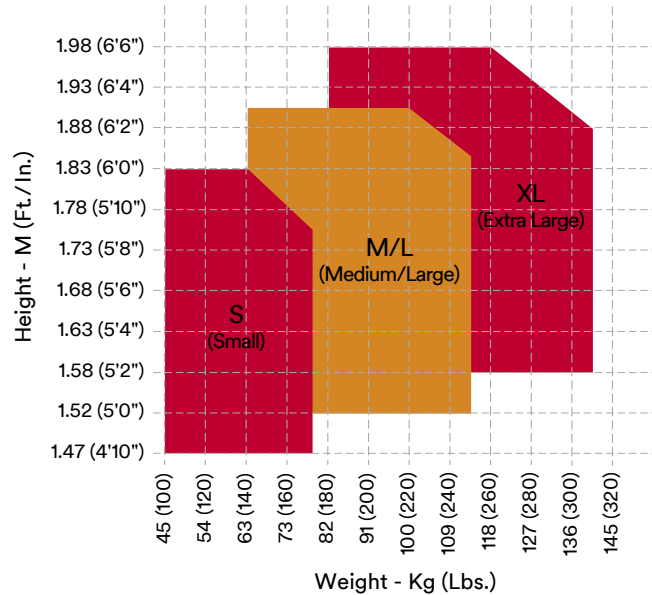
3M Protecta branded rucksack to store and transport your fall arrest equipment.

Harness sizing.

DBI-SALA® Fall Arrest Harness Sizing Chart.



Protecta® Fall Arrest Harness Sizing Chart.



Certification.

The European Commission has published a certain number of standards intended to control the design and use of rescue and personal protection equipment against falls from height. These standards must be adhered to, and are applicable in all the member states.

CE
EN353-1

Guided type fall arresters including a rigid anchor line

CE
EN353-2

Guided type fall arresters including a flexible anchor line

CE
EN354

Lanyards

CE
EN355

Energy absorbers

CE
EN358

Belts and restraint lanyards for work positioning

CE
EN360

Retractable type fall arresters

CE
EN361

Full body harness

CE
EN362

Connectors

CE
EN363

Personal fall protection systems

CE
EN364

Test methods

CE
EN365

General requirements for instructions for use, maintenance, periodic examination, repair, marking & packaging

CE
EN397

Industrial safety helmets

CE
EN795

Anchor devices

CE
EN813

Sit harnesses

CE
EN1497

Rescue harnesses

EN
341

Descender devices

EN
1496

Rescue lifting devices



Work at Height and Rescue Training.

Introduction

With decades of experience within the Construction, Quarrying and Manufacturing industries 3M™ Safety Training have established a reputation for developing and delivering first class training and services efficiently and effectively often in demanding environments. Our team of instructors come from a wide range of industries, bringing with them their experiences to enhance our training expertise.

Training Resource.



3M Safety Training has established and developed a training network dedicated to the education and promotion of safe working at height and confined space entry.

3M are dedicated to build on this success and expand the network training facilities globally to include; new training centres to serve regional demands, further development of e-learning / blended learning and further introduction of Mobile Training Units to bring the training to the customer.

Training Resource.

We pride ourselves on the professionalism and dedication of our Trainers. Our training team has been selected from a wide range of backgrounds and sectors and give us a breadth and depth to our knowledge and expertise. We develop new trainers methodically and progressively, building on their existing experiences and knowledge under a controlled and monitored development program which forms part of our accredited management system. All our trainers are supported by a dedicated Training Management Team who oversee the continual development, accreditation and compliance of our training delivery team.

Facilities.

3M Safety Training has a global reach delivering training across all regions at the same high standards. To facilitate this we have invested in the development of strategically located Training Centres which act as hubs within these regions allows us to offer flexible and effective training in a range of languages and relevant to regional statutory requirements.

Europe

Antwerp
Hamburg
Manchester
Paris
Wroclaw

North America

Calgary
Houston
Los Angeles
Minneapolis

South America

Bogota
Sao Paulo

Middle East, Africa

Abu Dhabi

Asia Pacific

Bangkok
Shanghai
Singapore
Sydney

Please note: There may be variation on courses in countries outside of EMEA.

Training.

3M Safety Training can offer a complete portfolio of courses specifically designed to reflect the working practices, locations, equipment, policies and procedures of our end customers.'

Height Safety Basic Course

1 day | 40% Theory (*),
60% Practical

The aim of this course is to provide those attending with a comprehensive understanding of how to use personal fall protection equipment in a range of environments. Following training students will be able to identify the hazards associated with work at height, have an understanding of relevant key legislation, understand the various categories of personal fall protection equipment (PFPE) including its characteristics and limitations.

They will be able to carry out a simple pre-use inspection of items and understand the need for record keeping, traceability and how to dispose of equipment correctly.

Height Safety Course Including Rescue

2 days | 20% Theory (*), 80% Practical

Aimed at those working at height, this course focuses on workmate rescue from a range of scenarios typically found in the workplace. Those attending are taught to assess the situation, and consider all the available options before attempting a rescue. The techniques taught on this course are designed to be simple, user friendly and easy to remember while not putting the rescuer at risk. Training focuses on lowering and hauling techniques but does not cover abseil rescues.

Confined Space Basic Course

1 day / 40% Theory (*),
60% Practical

This course is aimed at people required to access confined spaces classified as low risk.

The training covers the essential legislation, working practices and safety requirements for safe entry to a confined space where the risk assessment has classified the space as low risk. The course also focuses on working as a team and the responsibilities of each team member.

Height Safety - Personal Fall Protection Equipment (PFPE) Inspector

This course provides formal training on the requirements for the periodic inspection of PFPE along with the methodology and processes to undertake these inspections on a wide range of issued PFPE.

The course also covers the requirements for record keeping and documentation. This course would cover the requirements for training under the definition of 'Competent Person'. The other requirements being Knowledge and experience in the use and applications of PFPE.

The regional requirements for this training vary. In most regions 1 days training is deemed appropriate but in other regions i.e. Germany, at statutory 2 days training is required.

Height Safety for Managers and Supervisors

1 day | 60% Theory,
40% Demonstration

This course aims to give an understanding of a site supervisor's responsibilities under the relevant legislation.

Delegates will be made aware of their individual responsibilities as a site supervisor when managing, supervising or planning work at height activities, the importance of being aware of on-site hazards and how to manage them effectively. The course is designed to encourage the delegate to think logically, assess and plan work at height to ensure safety and compliance.

Facilities

All the above training can be delivered at either one of our training centres or a customer site, subject to a suitable classroom and training area being made available.

steeluniversity

*Also available as eLearning module in cooperation with steeluniversity - for EMEA countries.

On-site Training Facility Requirements

In order to deliver training to the required standards we will require the client to provide the following resources:

Height Safety

Access to; a raised platform at a minimum of 6 m above the ground with suitable high level anchor point. A steel fixed vertical ladder of minimum height 6 m.

Additional Requirements for Rescue Training

A suitable area of restricted access suitable for the demonstration and assessment of: Vertical suspended access and extraction using davit / tripod and winch.

General Requirements

The training environment shall be free of any conditions that would adversely affect the safety of the delegates and trainer e.g. flooding, ingress of substances, hazardous environments, electrical and mechanical hazards and other on-going activities. All structures must be in a safe condition for access and all installed safety systems shall have been inspected in line with the relevant statutory requirements.

Where training is to be undertaken on third party facilities or where permits or attendance is required from third parties, the client will be responsible for the arranging and costs of these requirements.

All equipment required for training as listed above, will be supplied by the client or supplied by 3M Safety Training by prior arrangement.

A classroom suitable for the number of delegates attending (with projector and paper board).

The classroom must be conducive to learning and equipped with electricity, screen and whiteboard or flipchart.

Food and Refreshment for the Delegates and Trainer.



Height Safety Basic Course - 1 day

Ratio

6 students to 1 instructor

Overview

The aim of this course is to provide those attending with a comprehensive understanding of how to use personal fall protection equipment in a range of environments. Following training, students will be able to identify the hazards associated with work at height, have an understanding of relevant key legislation, understand the various categories of personal fall protection equipment (PFPE) including its characteristics and limitations. They will be able to carry out a simple pre-use inspection of items and understand the need for record keeping, traceability and how to dispose of equipment correctly.

On successful completion of the course, those attending will be provided with both the theoretical and practical skills required in order to use a range of fall arrest, work positioning and restraint equipment. A key element of this course is practical application. Students spend a large amount of time practicing climbing techniques using temporary safety systems, installed and structural anchors. The training also includes a demonstration of applicable rescue techniques.

Prerequisites

Medically fit with a head for heights and a reasonable level of fitness.

Who Should Attend

This course is aimed at people who may be required to:

- Access and work at height including in unprotected areas
- Use a combination of dedicated and in-situ anchors
- Traverse and climb at height moving between anchors remaining attached at all times
- Use equipment to partially support themselves (but not rope access) while at height
- If the delegate could be expected to undertake a rescue of a person from height, the height safety level 2 course is required

Duration

1 day

Course Objectives & Content

Health and safety legislation relevant to the country and standards of operation.

- The dangers of work at height
- How to assess the hazards and implement effective controls
- How to fit PFPE, its characteristics and limitations
- Inspection, care and disposal requirements for PFPE
- Restraint, positioning and fall arrest techniques
- Anchor point selection and checking
- Practical climbing on ladders using fixed vertical safety systems
- Practical climbing on ladders using twin lanyards
- Use of Self-Retracting Lifelines
- Use of temporary, vertical and horizontal fall protection systems
- How to recognise and deal with syncope (suspension trauma)
- Emergency procedures and planning
- Demonstration of rescue techniques

Certification

The successful delegate will receive a certificate and photo ID card valid for 3 years.

Other training courses available, please consult your local 3M safety specialist for more information.

Height Safety Course Including Rescue - 2 days

Ratio

6 students to 1 instructor

Overview

The aim of this course is to provide those attending with a comprehensive understanding of how to use personal fall protection equipment in a range of environments. Following training students will be able to: identify the dangers of work at height, have an understanding of key legislation, understand the various categories of personal fall protection equipment (PFPE), including its characteristics and limitations. They will be able to carry out a simple pre-use inspection of items and understand the need for record keeping, traceability and the correct disposal of equipment.

On successful completion of the course those attending will be provided with both the theoretical and practical skills required to safely use a range of fall arrest, work positioning and restraint equipment. This training provides the delegate with even more practical climbing and work at height technique practice than the HS1 course and also includes the practical use of rescue equipment in a variety of rescue scenarios.

Prerequisites

Medically fit with a head for heights and a reasonable level of fitness.

Who Should Attend

This course is aimed at people who may be required to:

- Access and work at height including, in unprotected areas
- Use a combination of dedicated and in-situ anchors
- Traverse and climb at height, moving between anchors, remaining attached at all times
- Use equipment to partially support themselves (but not rope access) while at height
- Undertake a basic rescue to recover a person from suspension at height

Duration

2 days

Course Objectives & Content

- Health and safety legislation relevant to the country and standards of operation
- The dangers of work at height
- How to assess hazards and implement effective controls
- How to fit PFPE, its characteristics and limitations
- Inspection, care and disposal requirements for PFPE
- Restraint, positioning and fall arrest techniques
- Anchor point selection and checking
- Climbing vertical ladders (fixed FA systems and twin lanyards)
- Use of Self-Retracting Lifelines
- Use of temporary, vertical and horizontal fall protection systems
- How to recognise and deal with syncope (suspension trauma)
- Emergency procedures and planning
- The characteristics and limitations of rescue equipment
- Rescue of a suspended casualty from an in-reach and out of reach situation

Certification

The successful delegate will receive a certificate and photo ID card valid for 3 years.

Standards

Health and safety at work act 1974

Working at height regulations 2005

BS 8437 COP for the selection, use and maintenance of personal fall protection systems and equipment for use in the work place

BS 8454 COP for delivery of training and education for work at height and rescue

Confined Space Basic Course - 1 day

Ratio

6 students to 1 instructor

Overview

This course is aimed at people required to access confined spaces classified as low risk.

The training covers the essential legislation, working practices and safety requirements for safe entry to a confined space where the risk assessment has classified the space as low risk. The course also focuses on working as a team and the responsibilities of each team member.

Prerequisites

Medically fit, comfortable in confined spaces and a reasonable level of fitness.

Who Should Attend

Employees who are required to access confined spaces classified as low risk.

Course Objectives & Content

- Confined space legislation
- Definitions & recognition of confined space
- Confined space examples & categories
- Confined space hazards
- Control measures
- Safe system of work / PPE / permit to work
- Risk assessment / method statement
- Confined spaces personnel and teamwork
- Equipment characteristics and limitations
- Equipment maintenance and inspection requirements
- Vertical shaft entry and egress (up to 3 metres)
- Use of tripod / davit and retrieval winch
- Correct use of gas detector sampling techniques
- Communications / emergency actions

Duration

1 day

Certification

The successful delegates will receive a certificate and photo ID card valid for 3 years.

Standards

Health and safety at work act 1974

Working at height regulations 2005

Confined spaces regulations 1997

BS 8437 COP for the selection, use and maintenance of fall protection systems and equipment for use in the work place

BS 8454 COP for delivery of training and education for work at height and rescue



Height Safety - Personal Fall Protection Equipment (PFPE) Inspector

Ratio

8 students to 1 instructor

Overview

People attending this course will be provided with the necessary information and knowledge required to satisfy part of the competency requirements for the statutory inspection of Personal Fall Protection Equipment (PFPE). Training covers legislation, standards, duties and responsibilities, equipment marking, key documentation and resources, record keeping, traceability, types of inspections, storage and disposal requirements. It involves extensive practical inspection of a wide variety of textile and metalware PFPE equipment.

On completion of training successful candidates will be able to implement a programme of periodic inspections for equipment used during work at height such as harnesses, lanyards, slings, carabiners, helmets, ropes etc.

Prerequisites

A working knowledge of the equipment being inspected.
Have an aptitude for the detailed inspection of equipment.

Who Should Attend

People responsible for carrying out recorded inspections of PFPE.

Duration

Varies upon location

Course Objectives & Content

- Legislation & standards
- Duties and responsibilities
- Useful documents, forms and resources
- CE Marking requirements and testing
- Inspection and record keeping procedures
- Types of examinations/inspections
- Types of equipment - general safety, climbing, rope access, rescue etc.
- Textile equipment inspection methods
- Metalware equipment inspection methods
- SRL – limitations of inspection
- Equipment care/storage/disposal

Certification

The successful delegate will receive a certificate and photo ID card valid for 3 years.



Height Safety for Managers and Supervisors - 1 day

Ratio

10 students to 1 instructor

Overview

This course aims to give an understanding of a site supervisor's responsibilities under the relevant legislation. Delegates will be made aware of their individual responsibilities as a site supervisor when managing, supervising or planning work at height activities, the importance of being aware of on-site hazards and how to manage them effectively.

The course is designed to encourage the delegate to think logically, assess and plan work at height to ensure safety and compliance.

All courses provided by 3M™ Safety Training are designed to ensure the delegates attain maximum benefit from their attendance. In order to achieve this goal, the course can be tailored with the involvement of those attending, to ensure that all information and instruction is relevant and, where possible, addresses any specific height safety issues being faced.

Prerequisites

Delegate should preferably have experience of working at height.

Who Should Attend

Site Managers and Supervisors, as well as any person who holds responsibilities for staff and/or activities being undertaken at height should attend this course. Additionally, people who manage teams from an office based location would also benefit from attending this course.

Duration

1 day

Course Objectives & Content

- Understand the legislative requirements placed upon them
- Understand the risks posed to the employee and employer, when undertaking work at height
- Understanding the environment including work activities – warehouses/construction/rope access/etc.
- Deal effectively with foreseeable health and safety hazards and risks that present themselves in work of this nature
- Risk Assessment, Method Statements and Permits to Work/general safety of employees and visitors
- Understand the content requirement, the creation of a procedure and associated model to allow supervisors to manage their teams effectively
- Understand the hierarchy of controls during activities at height such as collective protection/fall prevention/fall arrest/personal protection
- Requirements when dealing with complex PPE – staff training etc.
- Use of on-site fall arrest and work positioning systems and equipment – harnesses/lanyards/helmets etc.
- Use of Access Equipment (e.g. fixed and portable ladders, cherry pickers and scaffolding etc.)
- Use of tethering and prevention of dropping incidents
- Equipment inspection and record keeping requirements - selection, use and maintenance of PPE
- Emergency Arrangements – rescue and emergency procedures, problems of suspension
- Signage and guarding requirements

Certification

The successful delegate will receive a certificate and photo ID card valid for 3 years.

Other PPE Suggestions.

There are likely to be many other hazards within the workplace that will require workers to wear other items of PPE. Exposure to these hazards may lead to injury and long-term health effects. Consequently, the primary concern is always the health and safety of the employee in the workplace.

For a quick and targeted overview, we have put together a selection of Personal Protective Equipment (PPE) solutions for the steel industry, which should help decision-makers find the individual solutions they need.

For more information visit www.3m.co.uk/safety



Other PPE

In-ear Protective Hearing Devices – 3M™ E-A-R™ Earplugs

3M provides a wide range of earplugs to suit the preference and needs of your workforce. Ranging from disposable foam earplugs to push-to-fit and reusable earplugs – all available in a variety of styles and varying levels of attenuation.



**3M™ E-A-R™
Classic™ Earplugs**



**3M™ E-A-R™ Flexible
Fit HA Earplugs**



**3M™ E-A-R™
Ultrafit™ Earplugs
Corded**



**3M™ E-A-R™
Ultrafit™ 20 Earplugs
Corded**

Over-the-ear and other Protective Hearing Devices – 3M™ PELTOR™ Earmuffs

Earmuffs are a popular choice in hearing protection due to their ease of use and consistent fit. Available in headband, neckband, helmet attached and folding models, earmuffs help meet hearing protection needs in many common applications.



**3M™ E-A-R™ E-A-Rcaps™
Banded Ear Plugs,
10/Box, EB-01-000**



**3M™ PELTOR™ Earmuffs
X Series**



**3M™ PELTOR™ Earmuff
X Series, Helmet Mounted**

3M™ PELTOR™ Active Hearing Protection

3M™ PELTOR™ Active hearing protection solutions will provide reliable hearing protection whilst enabling situational awareness - e. g. allowing the users to hear moving vehicles, warning signals as well as enabling communication via Bluetooth.



**3M™ PELTOR™ EEP-100 EU
Electronic Earplugs**



**3M™ PELTOR™ LiteCom
Headsets**



**3M™ PELTOR™ WS™
LiteCom Plus Headsets**

3M™ Safety Helmets

Steel production facilities are complex with people working on multiple levels, around and under machinery, working at height and within confined spaces. Combined with this, safety helmets may also need to help protect employees from other hazards including flying particles, molten metal splash and radiant heat.



**3M™ Hard Hat
Series G3000**



**3M™ High Heat Hard Hats
Series G3501**



**3M™ SecureFit™ Safety
and Climbing Helmet
X5000 Series**

Selecting the right helmet for working at height or confined space entries

EN 397 Industrial safety helmets and EN 12492 Mountaineering (climbing) helmets have many similarities, but some key differences. Climbing helmets must have a chin strap and the straps have higher point of release force than other protective industrial headwear. For industrial hard hats, chin straps are optional and you want the chin strap to release under a lighter weight load to prevent the risk of strangulation but when you're working at height, it's most important not to lose the helmet and to protect the head in the event of a fall.

Which helmet to choose

The basis of making a decision must be the identification of all hazards associated with the task and an assessment of all of the risks, balancing the risks and consequences of falls from height against the other risks that an industrial safety helmet may help protect against. Also consider additional hazards and considerations regarding the wearer, tasks and compatibility with other PPE used.

Industrial safety helmets may additionally provide protection from high heat, molten metal splash, or may be compatible with a wider range of accessories and other PPE. Climbing helmets are also available with a range of accessories, and may be a more appropriate choice when upward visibility, reduced profile or enhanced impact protection from both vertical and lateral impacts are important.

Important note: some countries have local regulations insisting on the use of protective helmets certified to EN 397 for occupational use. Check local regulations to ensure compliance.

Best of both

The 3M™ SecureFit™ Safety Helmet X5000 series is a vented helmet that meets the requirements of EN 397 and EN 12492 by means of a chin strap attachments that can be easily switched between the release force requirement of EN 397 and EN 12492, allowing one helmet to offer the best of both.

Other PPE

| | | 3M™ SecureFit™ Helmet Series X5000  | 3M™ Hard Hat Series G3000  | 3M™ Hard Hat Series G3501  |
|---|--|---|---|---|
| | | 3M™ Faceshield Holder U5B  | 3M™ Faceshield Holder V5  | 3M™ Faceshield Holder V5  |
|  | 3M™ Faceshield 5F-11 | ✓ | ✓ | ✓ |
|  | 3M™ Faceshield 5E-11 | ✓ | ✓ | ✓ |
|  | 3M™ Faceshield 5XG-IR5 | - | - | ✓ |
|  | Front Cover FC1-AL Front Cover FC2-AL | - | - | ✓ |
|  | Neck Cover NC1-AL | - | - | ✓ |
|  | Side Cover SC1-AL | - | - | ✓ |
|  | 3M™ Elevated Temperature Front Cover, Cotton/Para Aramide, Grey, FC1-GR | - | ✓ | ✓ |
|  | 3M™ Elevated Temperature Neck Cover, Cotton/Para Aramide, NC1-GR | - | ✓ | ✓ |

3M™ Protective Eyewear

Our 3M safety glasses and safety goggles are designed to work with other personal protective equipment. 3M offers a wide range of models with a variety of Anti-Fog and Anti-Scratch coatings, frame colours and lens tints. Some come with an optional removable foam gasket and headband to allow you to configure the eyewear according to your needs.



**3M™ Solus™
Safety Glasses
1000 Series**



**3M™ Solus™
Safety Glasses
2000 Series**



**3M™ SecureFit™
Protective
Eyewear Series**



**3M™ Goggle
Gear Safety
Goggles 500
Series**



**3M™
GoggleGear™
Safety Goggles
6000 Series**

3M™ Welding Protection

As the innovators of Welding Auto-Darkening Filters, 3M™ Speedglas™ knows what professional welders need. Our knowledge and experience of welders' working conditions sparks innovative development of products that enable welding performance and make the welder's job safer and more comfortable.



3M™ Speedglas™ Welding Helmet G5-01 with 3M™ Adflo™ Powered Air Respirator and welding filter G5-01VC, 617830



3M Speedglas 9100 MP Welding & Safety Helmet and 3M Adflo Powered Air Respirator, incl bag, 577700

3M™ Versaflo™ Headtops – M-Series

3M™ Versaflo™ M-Series Headtops feature lightweight, compact and well-balanced faceshields and helmets that can offer integrated protection from a range of respiratory, head, eye and hearing hazards, with offerings for neck and shoulder coverage. Their versatility makes them suitable for many applications. To be combined with 3M Versaflo Powered Respirators.



3M™ Versaflo™ M-Series Helmet, M-306/M-307



3M™ Versaflo™ M-Series Helmet with highly durable shroud, M-406/M407



3M™ Versaflo™ High Heat Helmet Accessories, M-Series

3M™ Versaflo™ Powered and Supplied Air Respirators

Powered and supplied air respirator systems offer comfortable protection against multiple hazards and their ease-of-use helps enable improved productivity. The Powered Respirator or the Supplied Air system delivers filtered air into a variety of headtops and helmets.



3M™ Versaflo™ Powered Air Starter Kit, TR-315E



3M™ Versaflo™ Powered Air Turbo Starter Kit, TR-619E



3M™ Versaflo™ Supplied Air Systems, V-500E

Other PPE

3M™ Reusable Respirators

Reusable Half Face and Full Face Respirators can be used for protection against particulate, gas and vapour hazards. There is a range of filter cartridges available to combine with the facepiece according to your hazards.



3M™ Secure Click™ Half Facepiece Reusable Respirator with Speaking Diaphragm HF-800

Easy to wipe clean



3M™ Secure Click™ Hard Case P3 R Particulate Filter D9035



3M™ Secure Click™ Particulate Filter P3 R, D3135



3M™ Secure Click™ Cartridge A1B1E1K1P3 R D8094, with Dual Flow



3M™ Secure Click™ Cartridge A2P3 R D8095, with Dual Flow

Ideal for use with safety helmet!



3M™ Reusable Half Face Mask, Series 6500QL



3M™ Reusable Full Face Mask, Series 6000



3M™ Particulate Filters P3 R, 6038



3M™ Gas and Vapour Filters, ABE1, 6057 + 5935 + 501



3M™ Gas, Vapour and Particulate Filter A2P3 R, 6095



3M™ Gas, Vapour and Particulate Filter A1B1E1K1P3 R + formaldehyde, 6092

3M™ Disposable Respirators

Disposable Respirators from 3M combine ergonomic design for comfort with proprietary technologies that help deliver easier breathing and comfortable protection against particulate hazards.

3M™ Aura™ 9300+Gen 3 Series



3M™ Scott™ ELSA Emergency Life Support Apparatus

ELSA (Emergency Life Support Apparatus) is designed for rapid escape from hazardous industrial environments.



| | Product |
|---------|-------------------|
| 1047362 | ELSA-10-B (Full) |
| 2009412 | ELSA-10-B (Empty) |
| 1047372 | ELSA-15-B (Full) |
| 2009419 | ELSA-15-B (Empty) |

3M™ Scott™ Flite COV Supplied Air Respirator

The Flite COV Supplied Air Respirator positive-pressure supplied air respirator also provides emergency respiratory protection and escape capability. Allows users to enter work areas and confined spaces identified as Immediately Dangerous to Life or Health (IDLH).

Approved for use with the 3M™ Scott™ Vision 3 and 3M™ Scott™ Promask Positive Pressure full face masks.

Requires air source (for example 3M™ Scott™ MODULAIR™ M-FRM-HRT Air Supplied Trolley) and connecting compressed air supply hose (for example 3M™ Scott™ Scott Antistatic Compressed-Air Supply Hose).



| | Product |
|---------|--------------------------|
| 2031077 | Flite COV (CEN) |
| 1047362 | Cyl-Flite-10-COV (Full) |
| 2009412 | Cyl-Flite-10-COV (Empty) |
| 1047372 | CYL-Flite-15-COV (Full) |
| 2009419 | CYL-Flite-15-COV (empty) |

3M™ Scott™ ProPak-i SCBA

The ProPak-i SCBA is suitable for providing respiratory protection in any IDLH environment, including industrial and firefighting applications.

Approved for use with the 3M™ Scott™ Vision 3 and 3M™ Scott™ Promask Positive Pressure full face masks.



3M™ Scott™ Promask Positive Pressure Facemask

The Vision 3 is specifically designed for use with the 3M Scott range of breathing apparatus from the Professional Fire Fighting SCBA through to the Airline and escape breathing apparatus range.

Approved for use with the 3M™ Scott™ Vision 3 and 3M™ Scott™ Promask Positive Pressure full face masks.



3M™ Scott™ MODULAIR™ M-FRM-HRT Air Supplied Trolley

Supplied with frame and hose assembly reel. Compact, easy to use Airline Trolley system designed to provide portable clean air in restricted access areas. Additional frame can be vertically stacked to allow connection of up to four cylinders. Can supply compressed air to up to four people who can work at the same time. Modulair can be fitted with a medium pressure warning whistle or a DS4. Can be used in conjunction with the Scott Flite COV.



3M™ Scott™ Vision 3 Positive Pressure Facemask

5 Point Net or Rubber Head Harness. Proven durability. Optional hard-coat visor. Clear inner mask. Available in two sizes. Side (left) fitting demand valve port.



| | ←.....→ | Product |
|---------|---------|---------------------|
| 1071671 | M / L | Vision 3 M/L Std HH |
| 5513190 | M / L | Promask PP M/L |

Complete safety solutions from Brands you trust.



Respiratory Protection



Hearing Protection



Fall Protection



Protective Eyewear



Head and Face Protection



Training



Welding Safety



Connected Safety Solutions



SCBA & Fire



Protective Communications



Protective Apparel



Service & Repair



For more information visit www.3m.co.uk/safety

On-Site Safety Awareness.

Did you know that 3M™ Fall Protection offer on-site safety awareness direct to your workforce?

We can bring one of our fully equipped Demo Vans to a location on a date to suit you; saving you precious time and resources.

Our hands-on fall protection demonstrations present a whole range of products required for working at heights.

Demonstration topics include:

- Drop Tests - to show the forces workers are subjected to during a fall from height
- Equipment inspections
- Rescue - practical demonstrations in a range of worker environments
- Confined space - practical demonstrations of correct use of tripods and different applications of the winch
- Understanding lifelines
- Basic working at height guidelines.



NEW! Our demovans are now equipped with the latest Virtual Reality technology, so you can experience a fall from height scenario. A great tool to educate in a safe and controlled environment.



The mounting and use of the product described within this document assumes that the user has previous experience of this type of product and that it will be assembled by a competent professional according to product documentation. Before any use of this product it is recommended to complete some trials to validate the performance of the product within its expected application. All information and specification details contained within this document are inherent to this specific 3M product and would not be applied to other products or environment. Any action or usage of this product made in violation of this document is at the risk of the user.

Compliance to the information and specification relative to the product contained within this document does not exempt the user from compliance with additional guidelines (safety rules, procedures). Compliance to operational requirements especially in respect to the environment and usage of tools with this product must be observed. The 3M Group (who cannot verify or control these elements) would not be held responsible for the consequences of any violation of these rules which remain external to its decision and control. Warranty conditions for products are determined with the sales contract documents and with the mandatory and applicable law, excluding any other warranty or compensation.

worldsteel and its members do not endorse the purchase or acquisition of any specific equipment or commercial brand.



Registered Offices:

Capital Safety (Northern Europe) Limited
3M Centre, Cain Road
Bracknell, Berkshire, RG12 8HT, UK

Phone: +33 (0)4 83 58 08 08
Email: informationfallprotection@mmm.com
Web: 3M.com/FallProtection

Capital Safety Group (EMEA)
Le Broc Center, Bâtiment A, Z.1. 1re Avenue
– BP15, 06511 Carros Le Broc, Cedex, FRANCE

3M, WrapBax, EZ-Stop, HI-10, Protecta, Sealed-Blok, RSQ, FAST-Line, First-Man-Up, Ultra-Lok, Nano-Lok, Rollgliss, Rescumatic, FlexiGuard, EZ-Line, Lad-Saf, Sanchoc, Viper, Rebel, Bimatic, PRO-Line, Tech-Lite, ExoFit NEX, Duo-Lok, Tri-Lok Revolver, Delta, Force2, Pro- Stretch, Safety-Walk, E-A-Rfit, Peltor, Scotchlite, Speedglas and Scott are trademarks of 3M Company.

Registered address: 3M Centre, Cain Road, Bracknell, Berkshire, RG12 8HT. Registered in England and Wales No. 1918922.

Please recycle.
Printed in the U.K.

©3M 2021. CC23220
All rights reserved.