

Climate change and steel's reputation

Bradley FORDER, Head, Communications
World Steel Association (worldsteel)

Project and Methodology Summary



Research was carried out across **9 markets** (Brazil, China, Germany, India, Japan, South Korea, Turkey, USA and a South East Asia regional grouping) and a **‘Global audience’ between 02/09/2022 to 14/02/2023**

This report analyses the findings from **486 semi-structured telephone interviews**. This is a combination of:



451 interviews with the following respondent groups across 9 markets:

137 Industry customer managers

139 Business/customer specifiers

90 Media

85 ESG investors and analysts

35 interviews with the following respondent groups across the EU, USA and UK (the Global audience’):

9 IGOs

10 NGOs

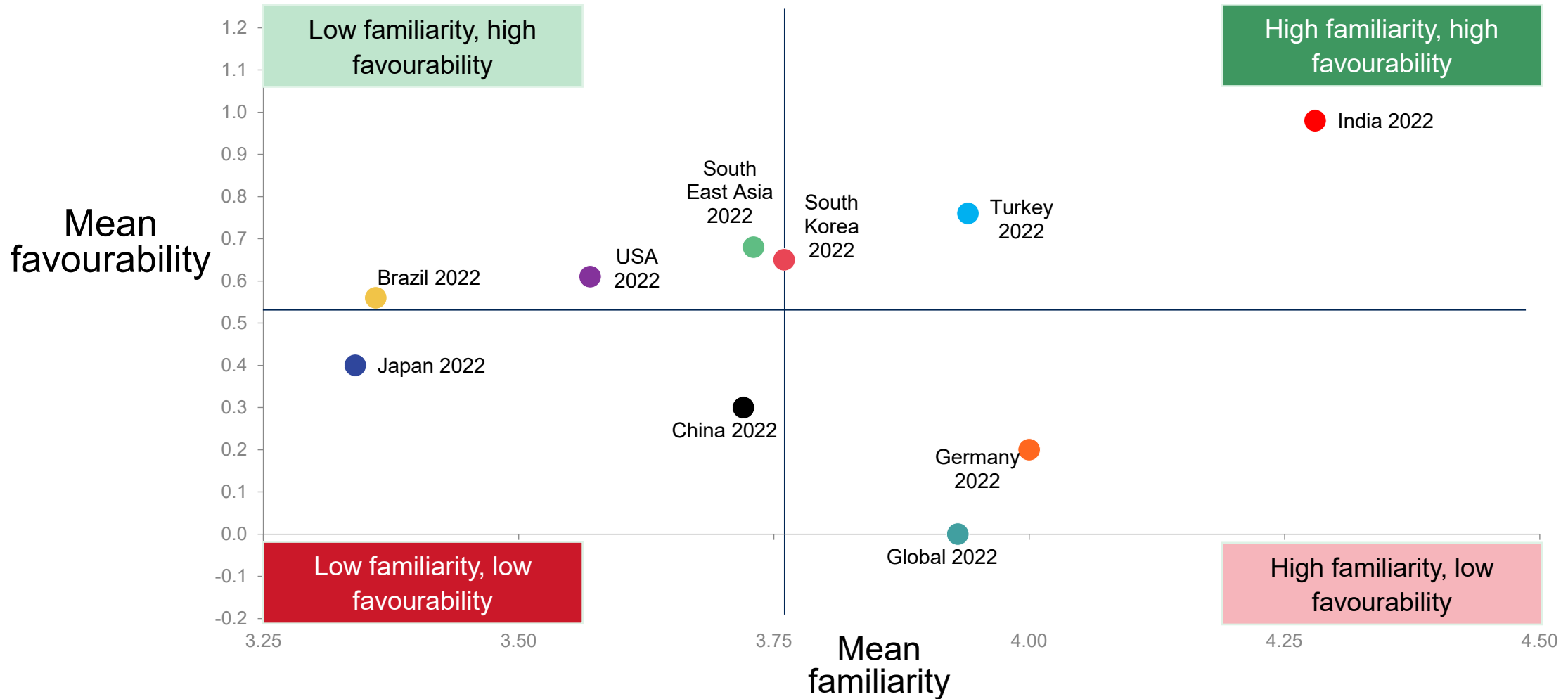
8 Not for Profit/Think Tanks

8 Global Not for Profit/Think Tanks



Participants were sampled on agreed criteria to ensure their relevance to worldsteel and its remit

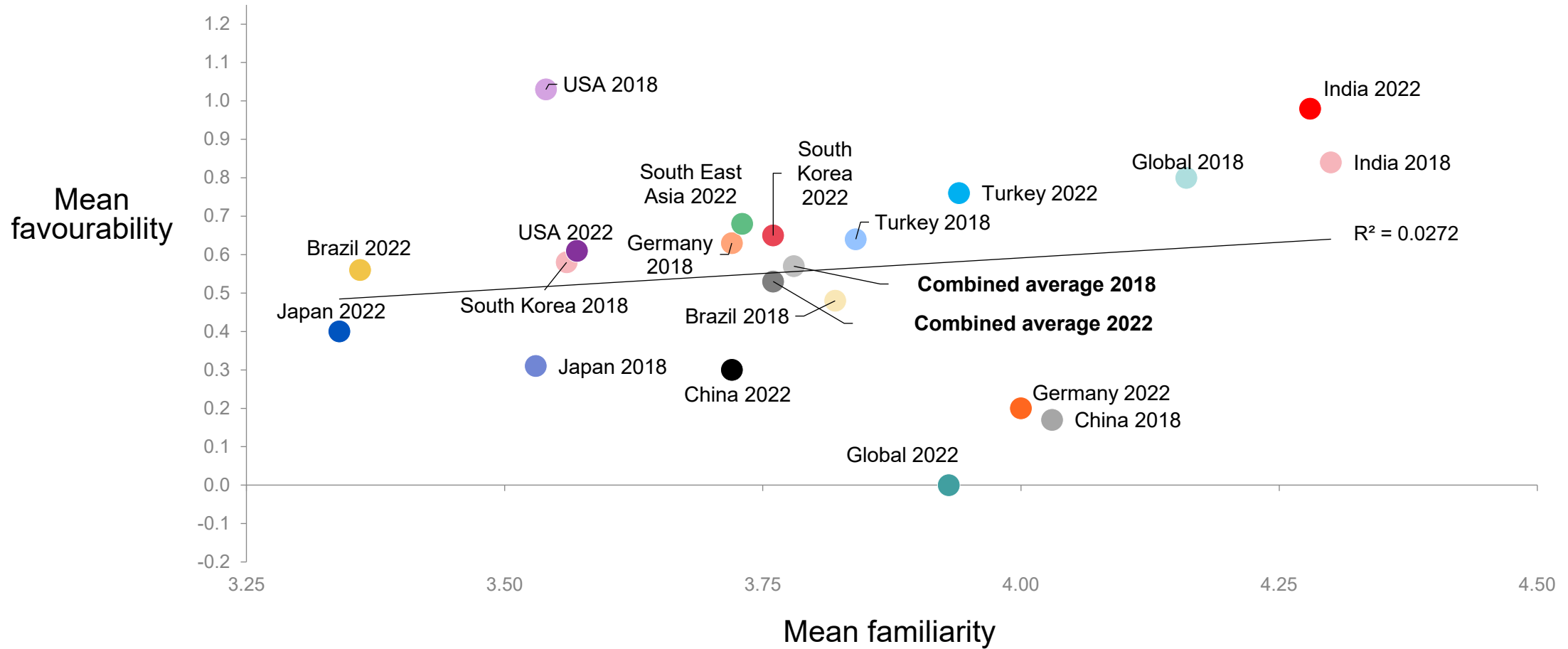
Reputation map of steel industry, by country, 2022



Base: 2022- Combined (n=486), 2022- Brazil (n=50), 2022- China (n=50), 2022- Germany (n=43), 2022- India (n=50), 2022- Japan (n=50), 2022- South Korea (n=50), 2022- Turkey (n=48), 2022- USA (n=50), South East Asia (n=60), 2022- Global (n=35)

Quadrants calculated using the mean average familiarity and favourability scores of the combined total (9 markets plus the global audience group)

Reputation map of steel industry – year on year change by country

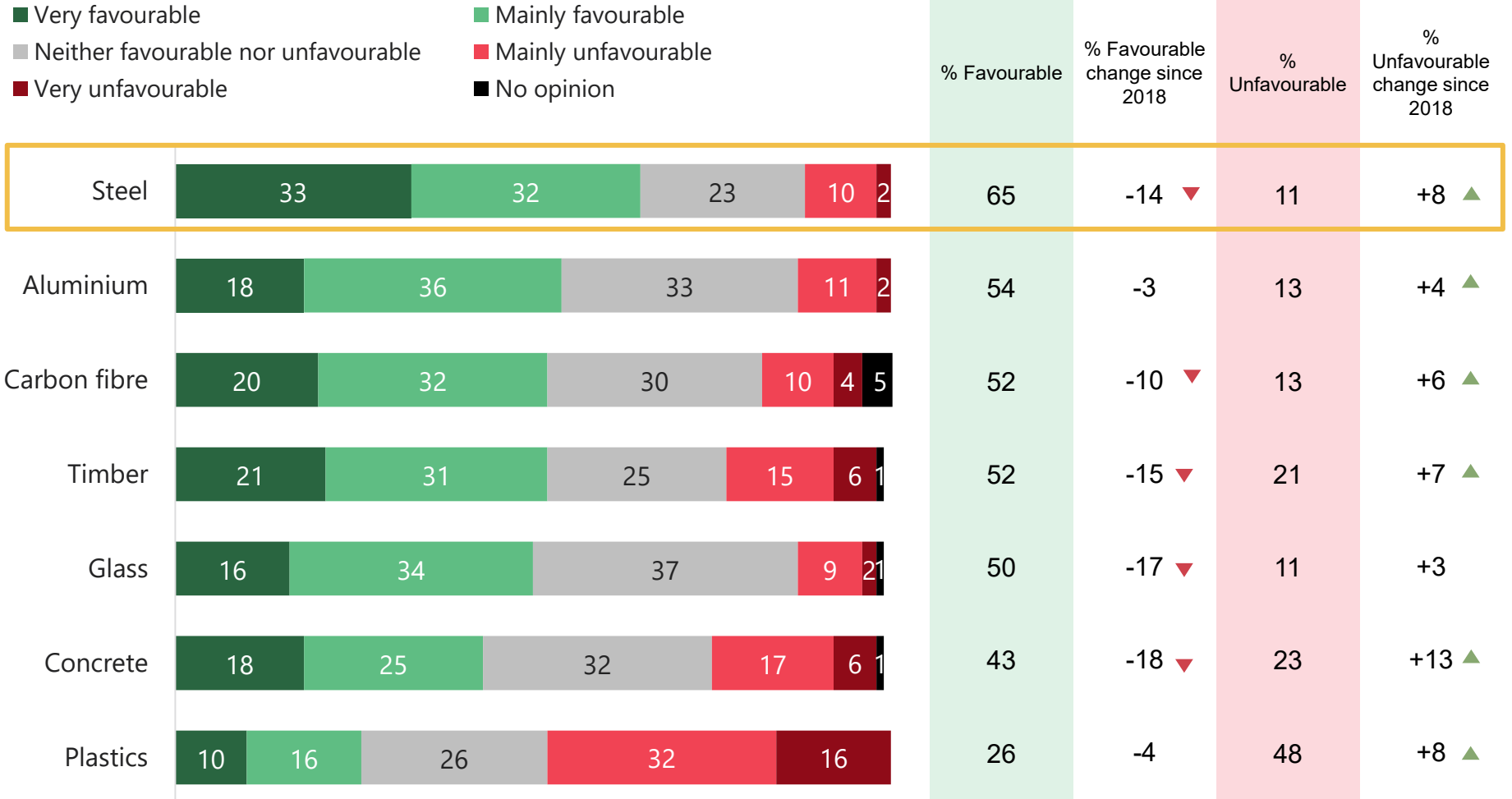


Base: 2022- Combined (n=486), 2018- Combined (n=523), 2022- Brazil (n=50), 2018 (n=50) 2022- China (n=50), 2018 (n=50) 2022- Germany (n=43), 2018 (n=40), 2022- India (n=50), 2018 (n=50), 2022- Japan (n=50), 2018 (n=50), 2022- South Korea (n=50), 2018 (n=50), 2022- Turkey (n=48), 2018 (n=50), 2022- USA (n=50), 2018 (n=48), South East Asia (n=60), 2022- Global (n=35), 2018- Global (n=35)

Reputation of steel as a material



Taking into account all the possible ways it is produced and used, how favourable or unfavourable are your overall feelings or impressions of each of the following construction or manufacturing materials?



Base: 2022- All participants (n=486) 2018- All participants (n=523)

▼ ▲ Denotes significant change since 2018



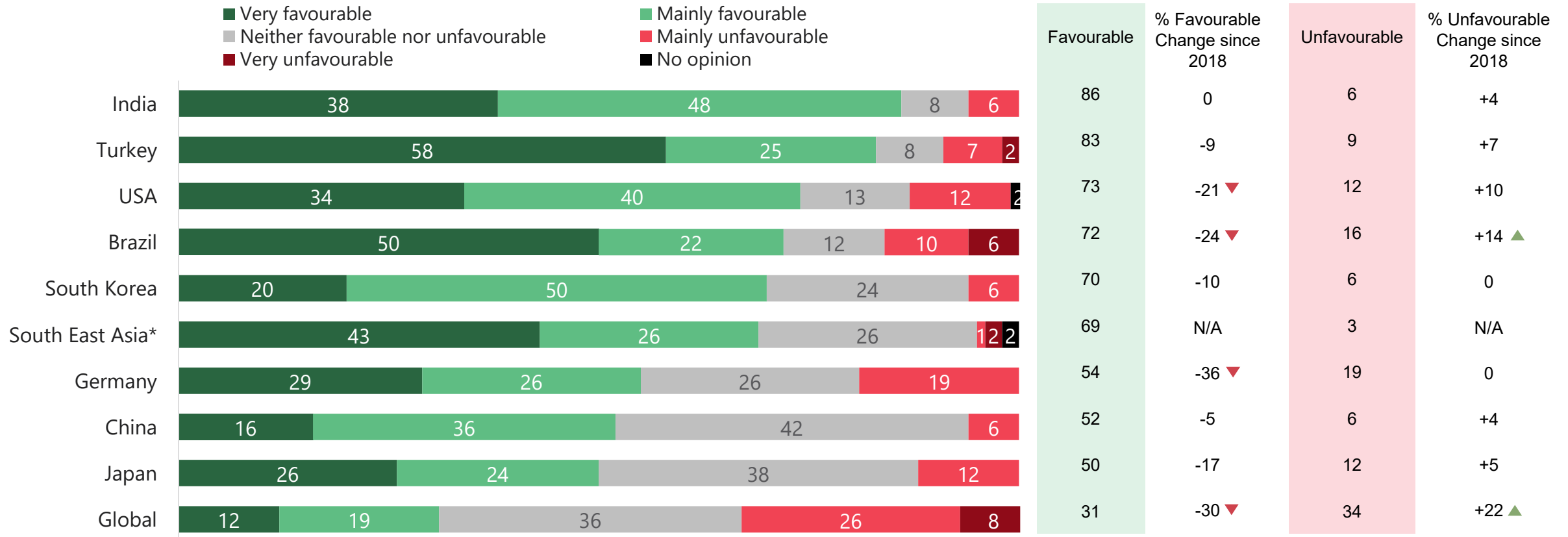
1

Steel remains the best regarded material.

But, this position is fragile – and is for most other materials.

Favourability towards steel is in decline in all markets bar India

Taking into account all the possible ways it is produced and used, how favourable or unfavourable are your overall feelings or impressions of each of the following construction or manufacturing materials?



Base: 2022- Brazil (n=50), China (n=50), Germany (n=43), India (n=50), Japan (n=50), South Korea (n=50), Turkey (n=48), USA (n=50), South East Asia (n=60)*, Global (n=35)
 2018- Brazil (n=50), China (n=50), Germany (n=40), India (n=50), Japan (n=50), South Korea (n=50), Turkey (n=50), USA (n=48), Global (n=35)

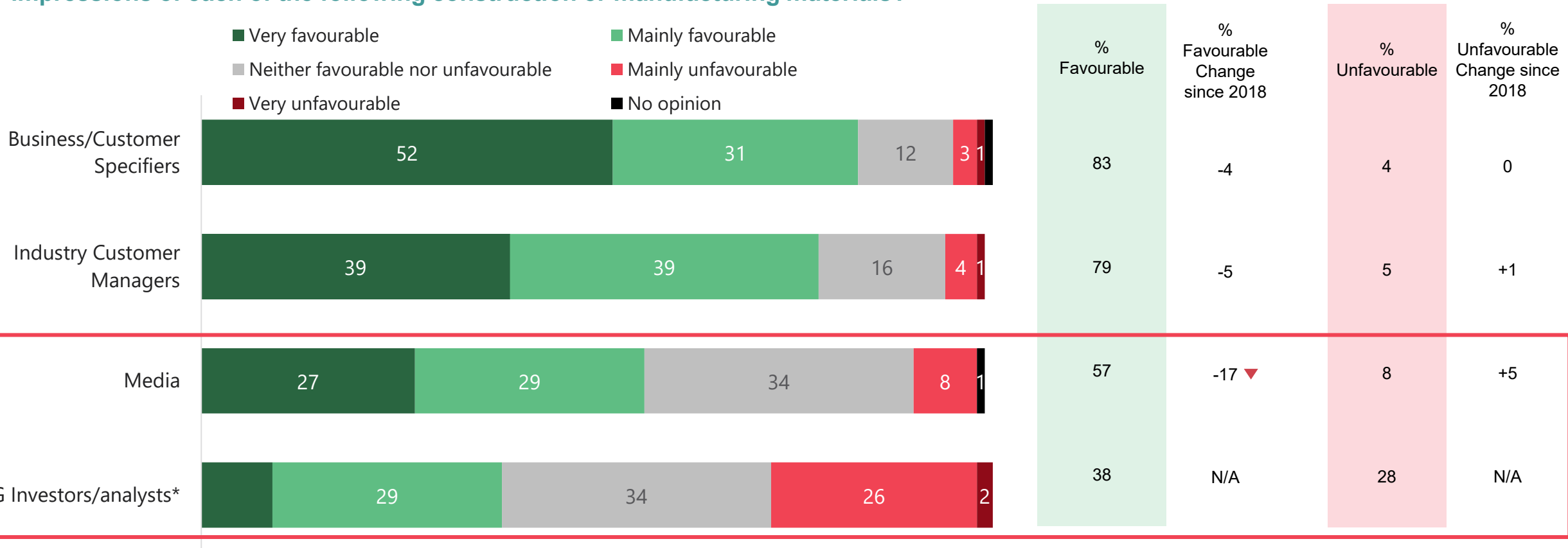
*No trend data South East Asia- newly introduced in 2022

▼ ▲ Denotes significant change since 2018



The downturn in positive sentiment is driven by opinion among journalists and ESG audiences

Taking into account all the possible ways it is produced and used, how favourable or unfavourable are your overall feelings or impressions of each of the following construction or manufacturing materials?



Base: 2022- Industry customer managers (n=137), Business/customer specifiers (n=139), Media (n=90), ESG investors/analysts (n=85)*
 2018- Industry customer managers (n=129), Business/Customer specifiers (n=145), Media (n=105)
 *No trend data for ESG Investors/analysts- newly introduced in 2022

▼ ▲ Denotes significant change since 2018



Of course, I do everything from an ESG point of view, right? And I see the problem there in the extremely high energy requirement. That applies to all of these industries which I judged to be very negative; they have a very high energy requirement and therefore also produce a very high CO₂ burden, and for this reason, this increases climate change. That's the problem with these industries.



ESG

investor/analyst

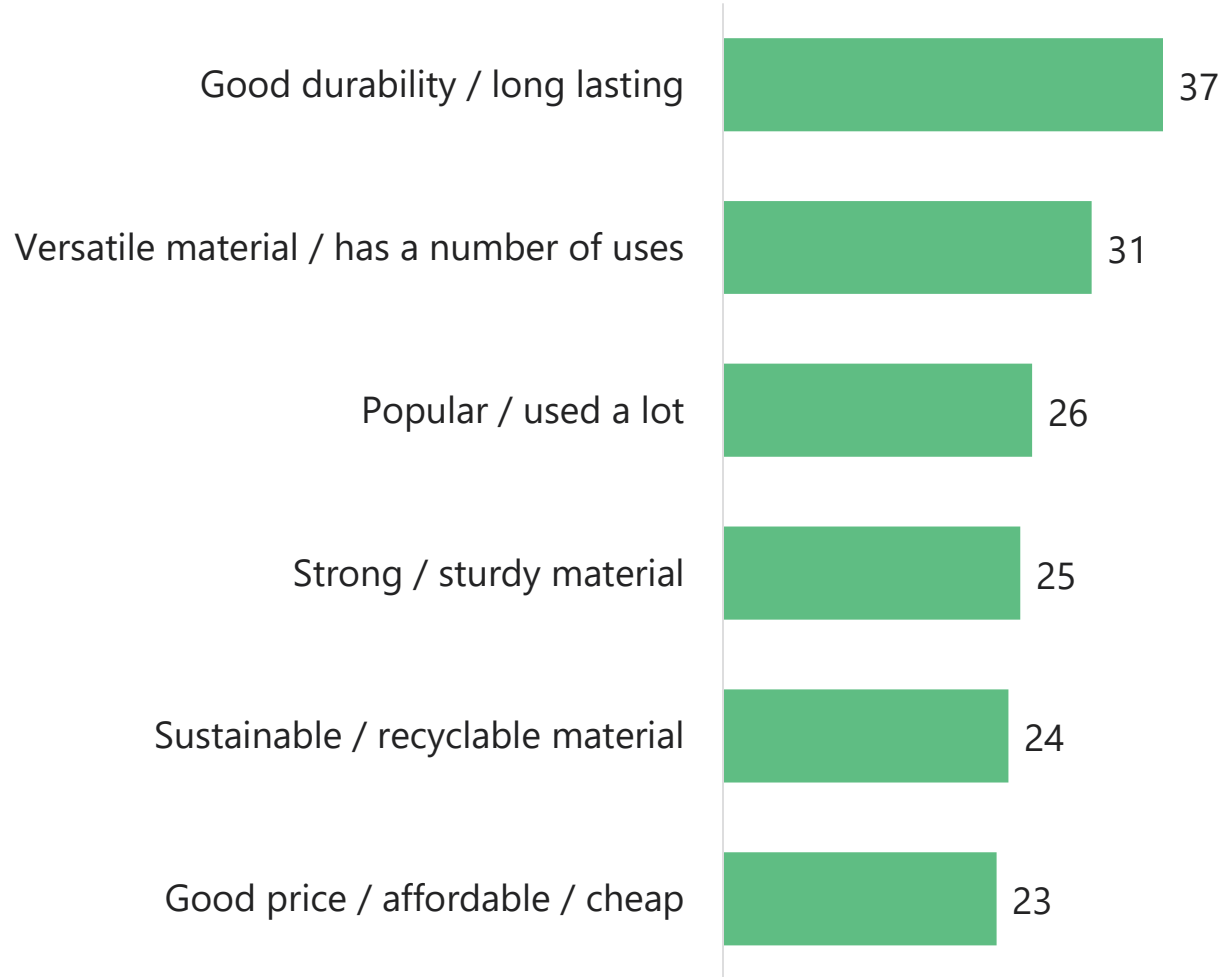
2

Steel is prized for its durability, versatility and recyclability.

Steel as a material

You said earlier you are favourable towards steel as a construction and manufacturing material. Can you tell me why you feel like that?

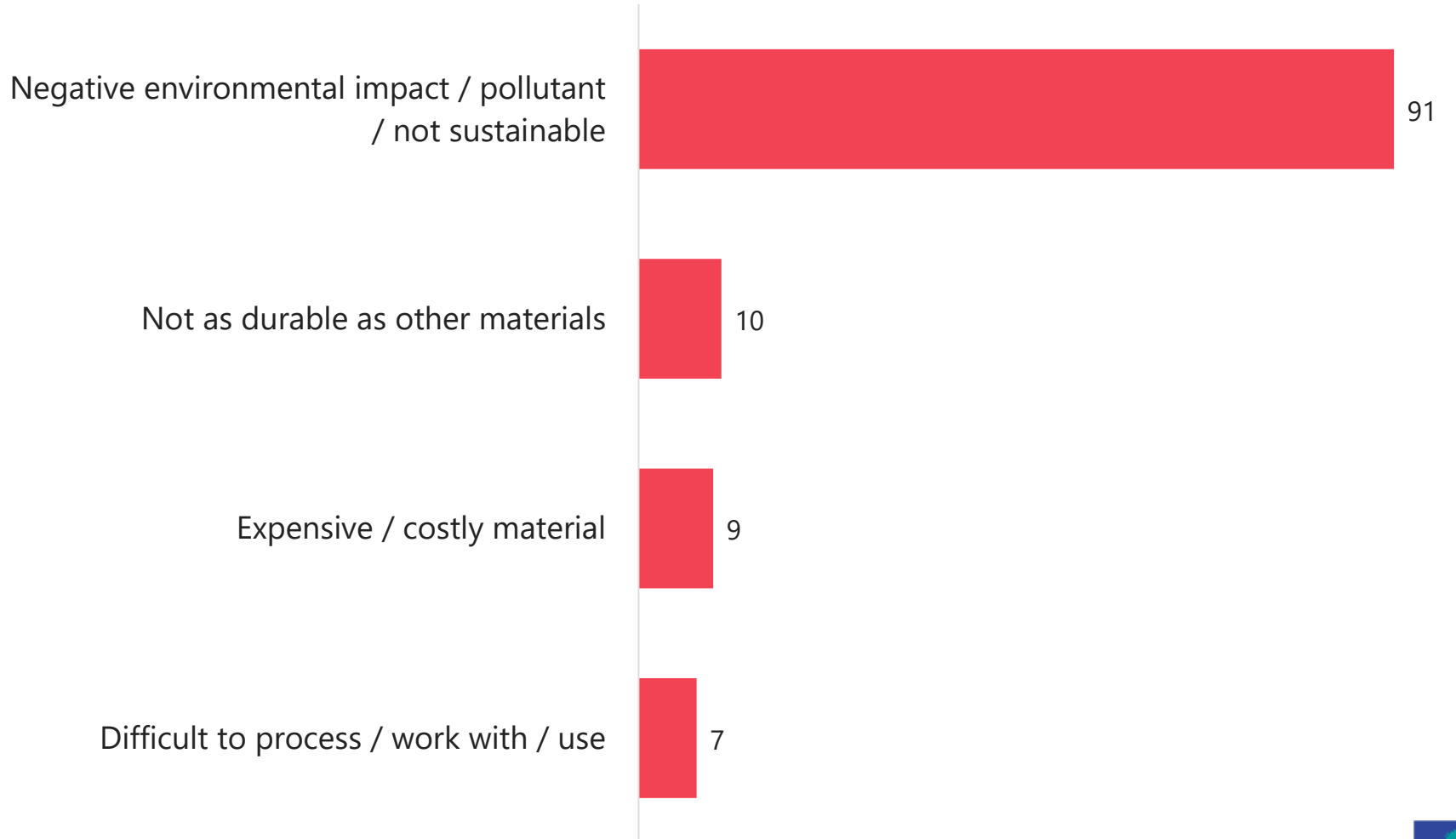
% mentioned (Top mentions)



Base: All participants who say they are favourable towards steel as a material (n=317)

You said earlier you are unfavourable towards steel as a construction and manufacturing material. Can you tell me why you feel like that?

% mentioned (Top mentions)



Base: All participants who say they are unfavourable towards steel as a material (n=52)

The primary criticism of steel is its negative environmental impact.

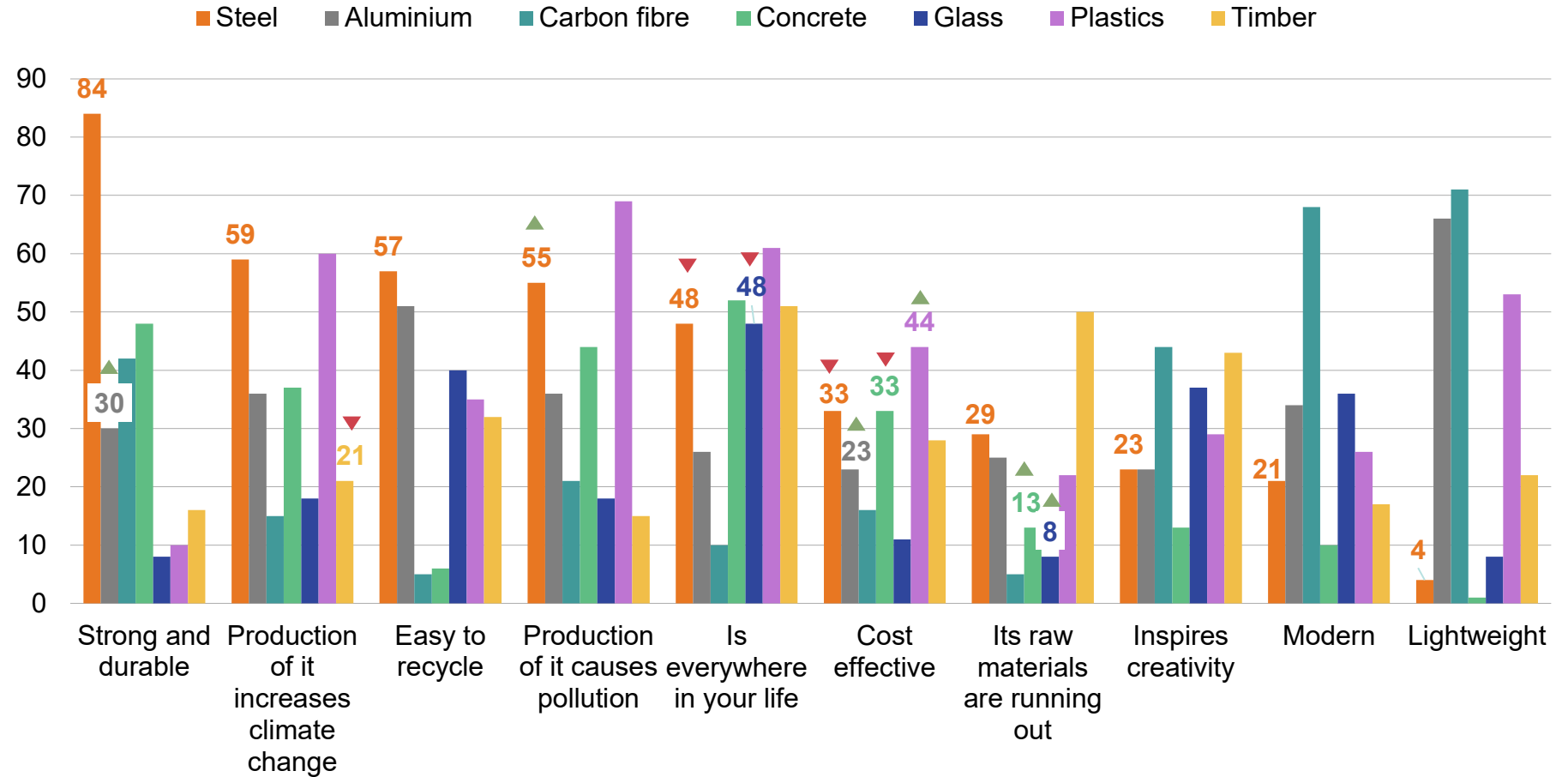
3

Steel is seen as strong and easy to recycle, but increasingly associated with pollution.

Steel as a material

Thinking about the same list of seven materials, which of them do you most associate with each of the following qualities?

% all mentions shown



Base: 2022- All participants (n=486) 2018- All participants (n=523)

▼ ▲ Denotes significant change since 2018

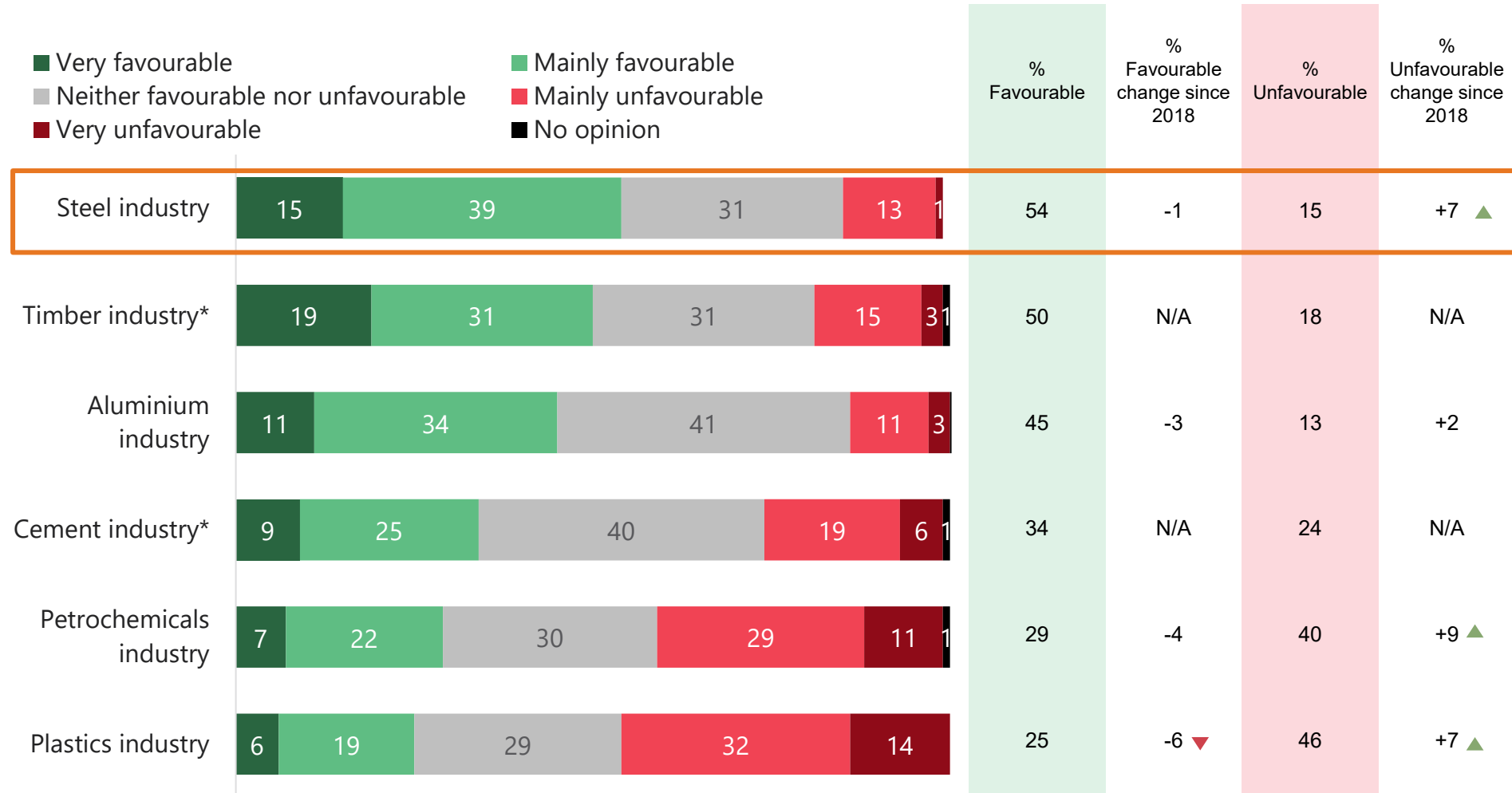


Reputation of the steel industry



Taking into account all the possible ways it is produced and used, how favourable or unfavourable are your overall feelings or impressions of each of the following construction or manufacturing materials?

- Very favourable
- Mainly favourable
- Neither favourable nor unfavourable
- Mainly unfavourable
- Very unfavourable
- No opinion



Base: 2022- All participants (n=486) 2018- All participants (n=523)

▼ ▲ Denotes significant change since 2018

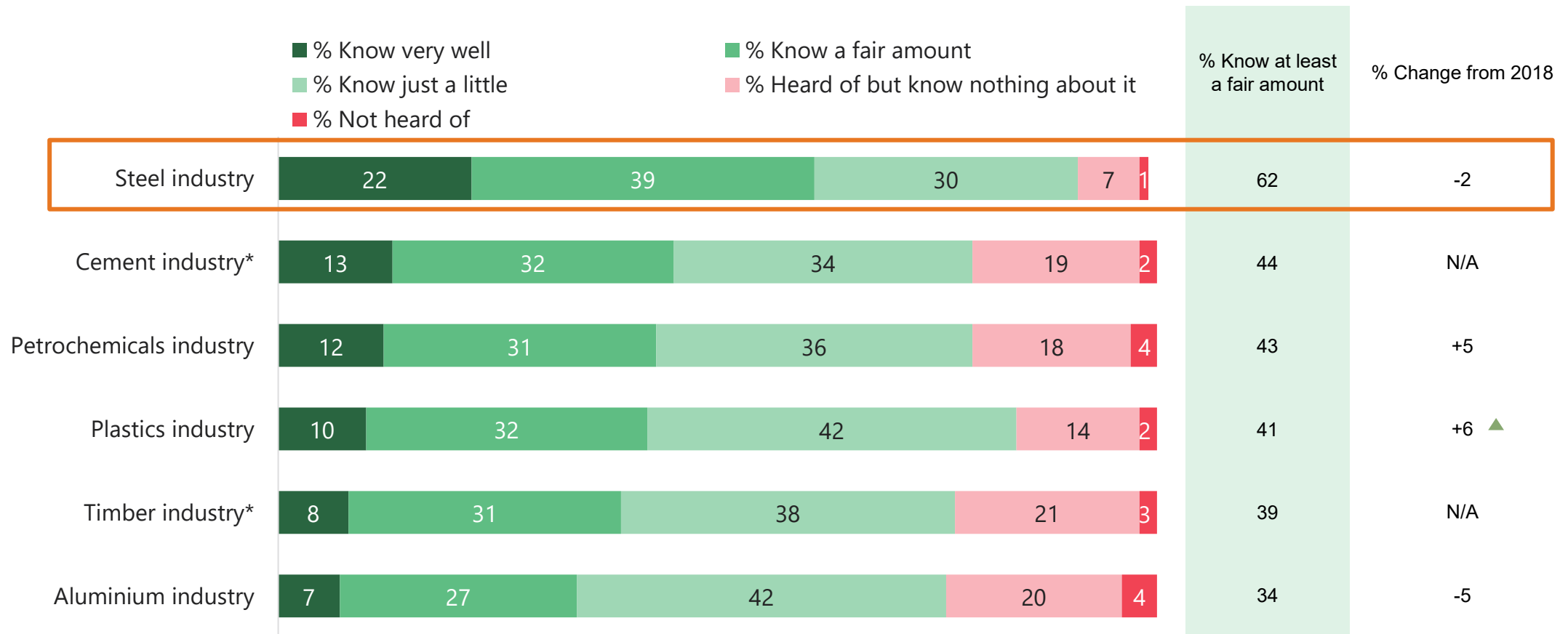


1
Steel is the best regarded industry.

But, unfavourable sentiment is on the rise.

The steel industry is better known than others

For each industry I read out, could you please tell me how well you feel you know it?

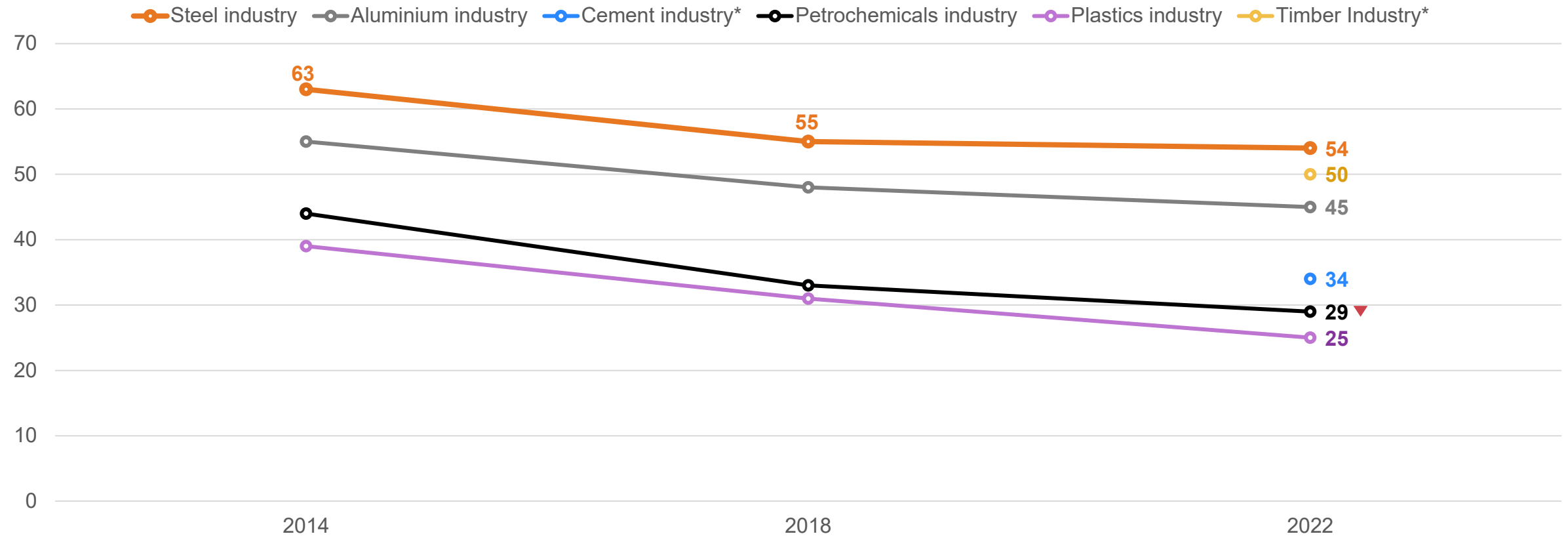


Base: 2022- All participants (n=486), 2018- All participants (n=523) *No trend data for Timber and Cement industries- newly introduced in 2022

▼ ▲ Denotes significant change since 2018

Favourability towards most sectors is stable, but there are signs of a long-term decline in positive sentiment

Taking into account everything you know about each industry, how favourable or unfavourable do you feel towards it? (% favourable)

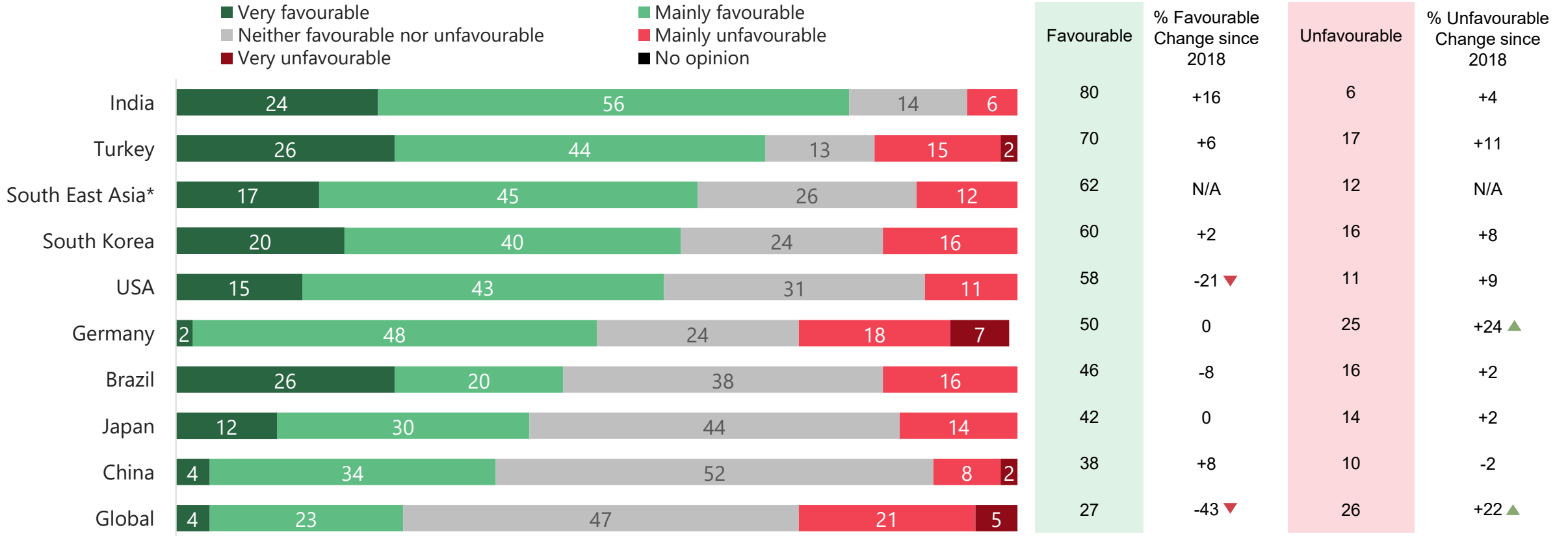


Base: All participants each year; 2014 (n=539), 2018 (n=523), 2022 (n=486). *No trend data for Timber and Cement industries- newly introduced in 2022

▼ ▲ Denotes significant change since 2018

The steel industry's reputation is positive in most markets. Its reputation is weakening in Germany, Brazil and the USA

Taking into account everything you know about each industry, how favourable or unfavourable do you feel towards it?
[Steel industry]

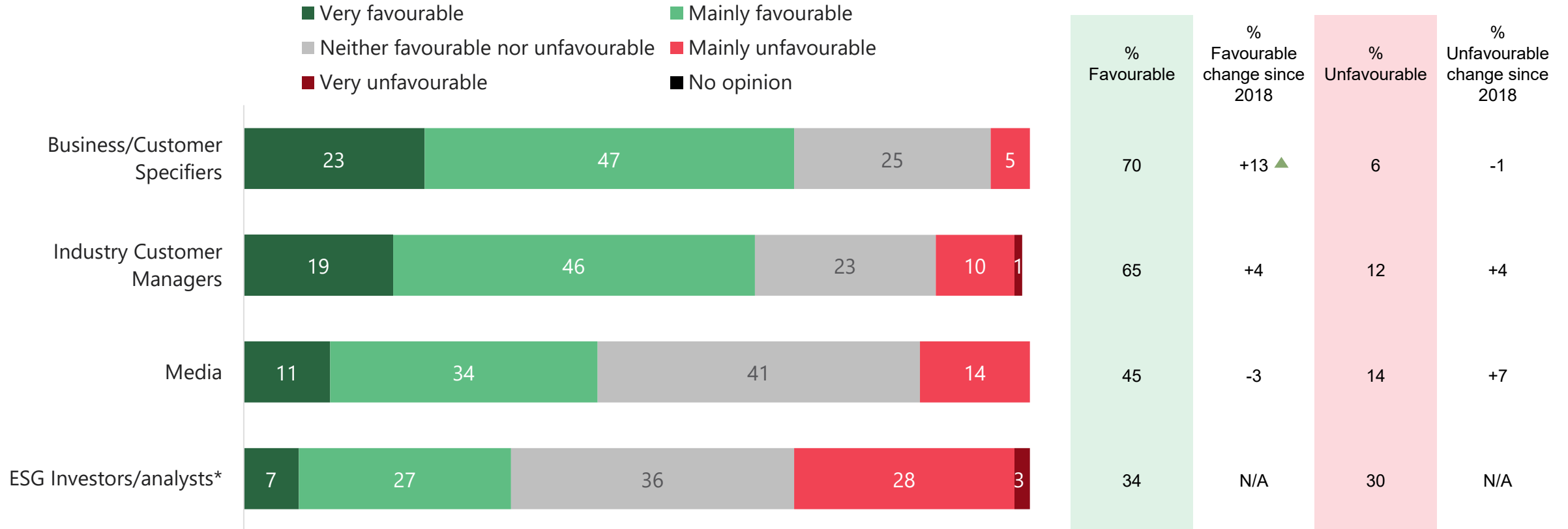


▼ ▲ Denotes significant change since 2018

Base: 2022- Brazil (n=50), China (n=50), Germany (n=43), India (n=50), Japan (n=50), South Korea (n=50), Turkey (n=48), USA (n=50), South East Asia (n=60)*, Global (n=35) 2018- Brazil (n=50), China (n=50), Germany (n=40), India (n=50), Japan (n=50), South Korea (n=50), Turkey (n=50), USA (n=48), Global (n=35) *No trend data South East Asia- newly introduced in 2022

Specifiers are increasingly positive about the steel industry. Opinion among ESG investors and analysts is polarised

Taking into account everything you know about each industry, how favourable or unfavourable do you feel towards it?
[Steel industry]



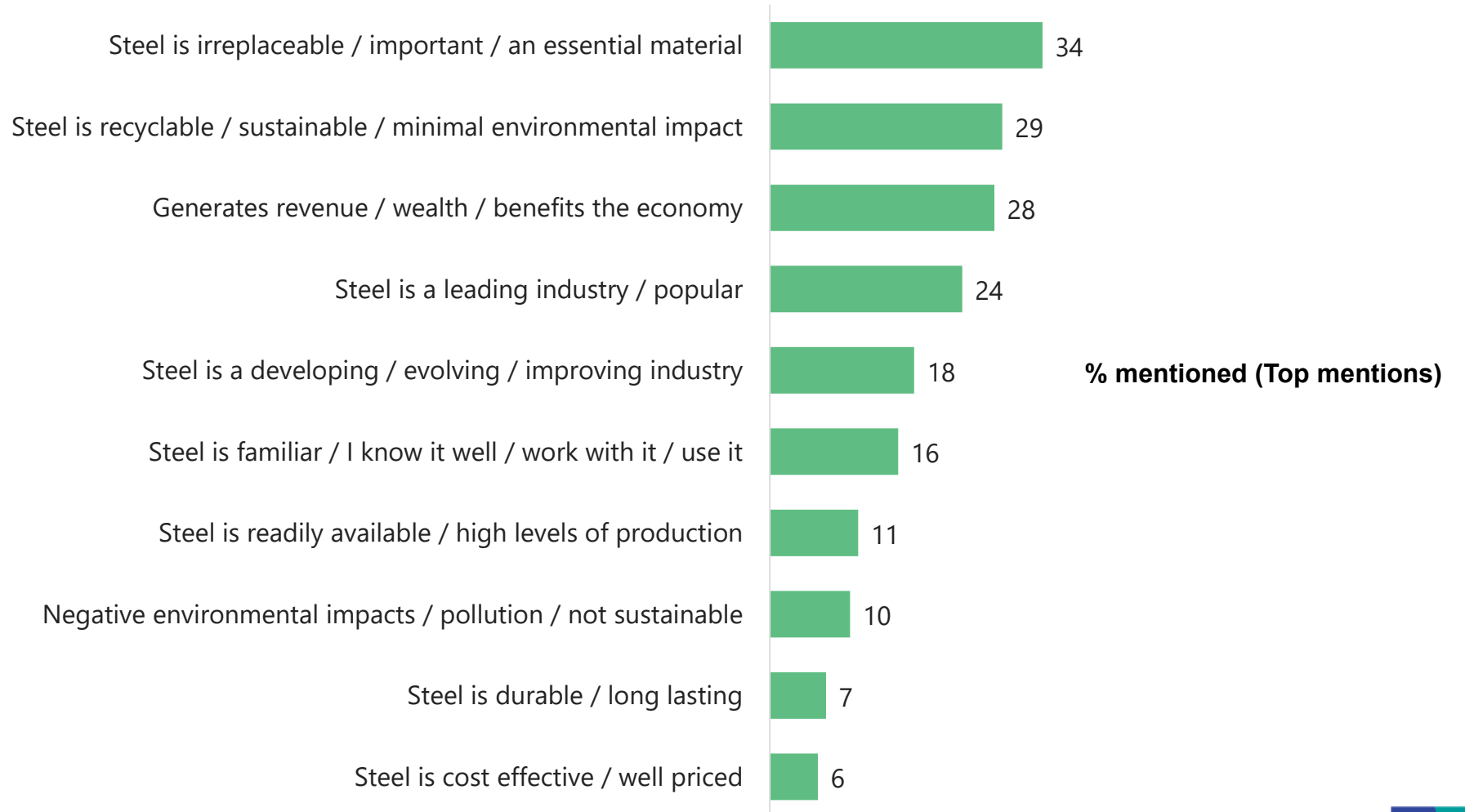
Base: 2022- Industry customer managers (n=137), Business/customer specifiers (n=139), Media (n=90), ESG investors/analysts (n=85)* 2018- Industry customer managers (n=129), Business/Customer specifiers (n=145), Media (n=105). *No trend data for ESG Investors/analysts- newly introduced in 2022

▲ Denotes significant change since 2018

2

Steel's reputation as a material underpins positivity towards the industry itself.

You said earlier you are favourable towards the steel industry. Could you tell me why you feel like that?

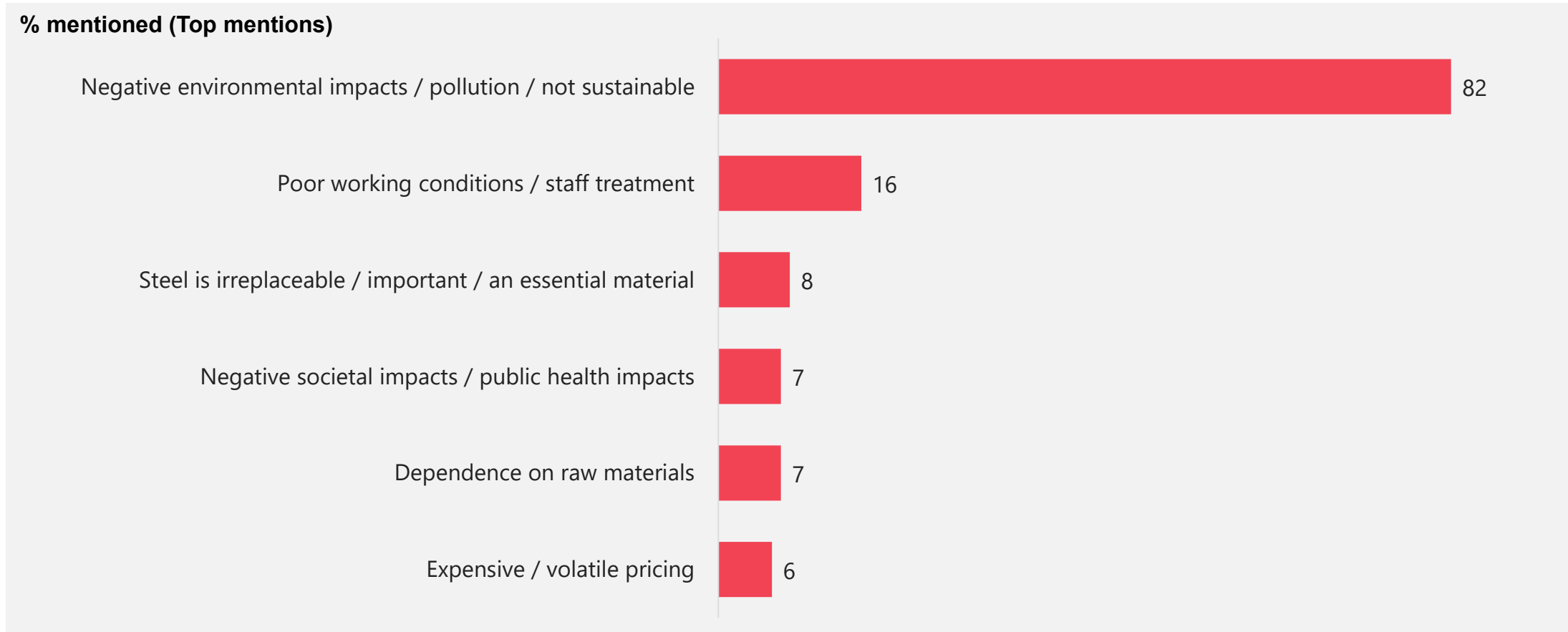


Base: All participants who say they are favourable towards the steel industry (n=263)

▼ ▲ Denotes significant change since 2018

Steel's impact on the environment is the primary factor behind negative perceptions of it

You said earlier you are unfavourable towards the steel industry. Could you tell me why you feel like that?

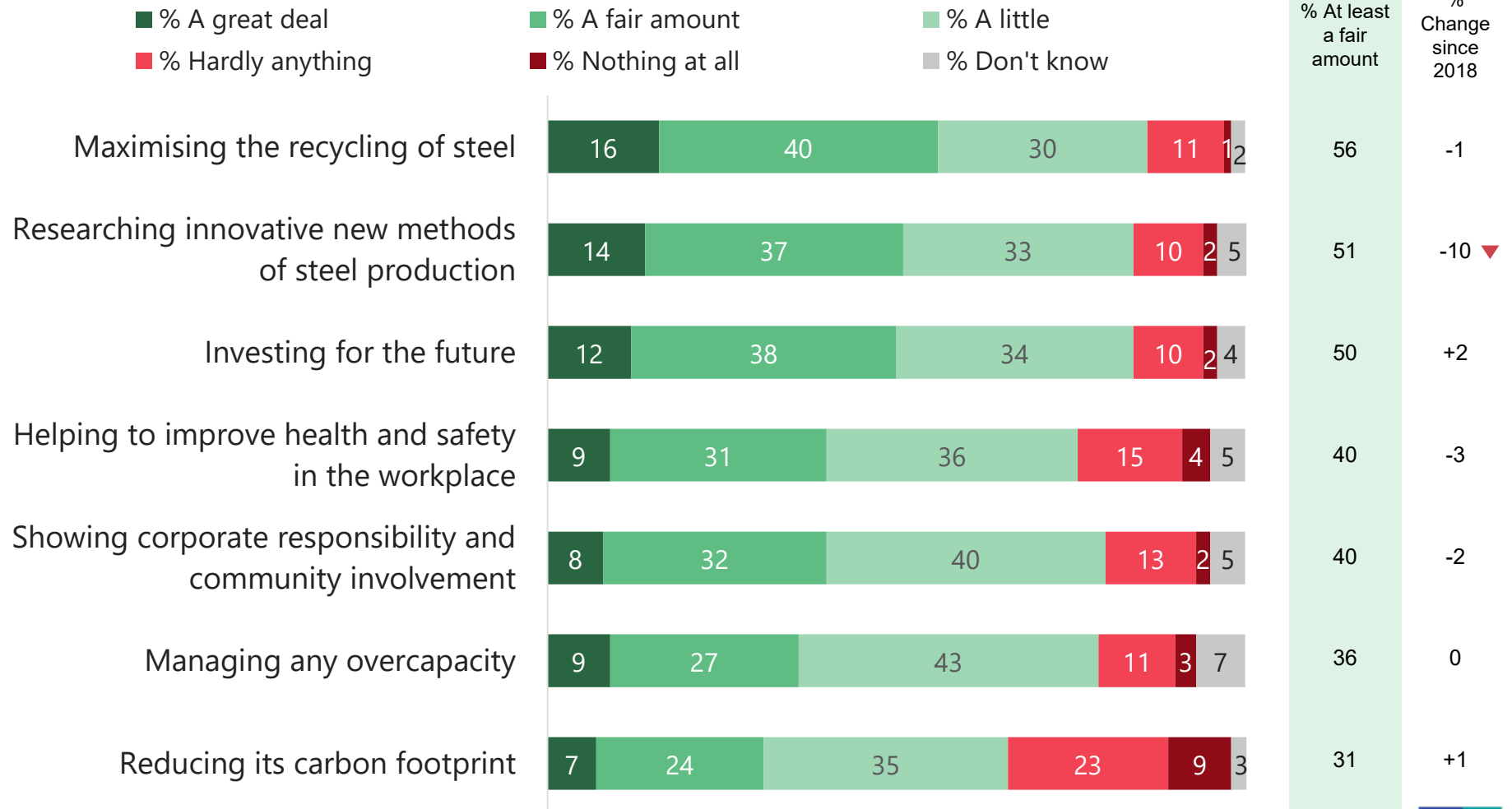


Base: All participants who say they are unfavourable towards the steel industry (n=69)

3

There is recognition of the industry's initiatives – but room to improve the depth of stakeholder knowledge.

To the best of your knowledge, how much do you think the steel industry is currently doing in each of the following areas?



Base: 2022- All participants (n=486), 2018- All participants (n=523)

▼ ▲ Denotes significant change since 2018



Contact



Bradley FORDER

Head, Communications

forder@worldsteel.org

+32 2 702 88 98